



## **3-UMPIRE POSITIONING MANUAL**

The information contained within this training manual was prepared for exclusively for Baseball Canada by the Baseball Ontario Umpires Committee. Baseball Canada would like to thank those individuals who contributed their time and effort to this project.

© Copyright 2016 Baseball Canada  
ALL RIGHTS RESERVED

No part of this book may be reproduced in any form without permission in writing from the copyright holder.

## FOREWORD

---

## FOREWORD

Positioning is a building block of umpiring, along with sound rules knowledge and application, and the ability to demonstrate good judgment in all situations. Together, they form the foundation of umpiring. It is not enough to possess one of the building blocks without the other two. An umpire can be in the proper position but if they do not know the applicable rule, or possess the ability to judge correctly, they will not be successful. Likewise, an umpire who has good judgment and rules knowledge but is in the incorrect position for the play will be perceived as being unsuccessful.

The 3-Umpire system builds off of the 2-Umpire system which umpires are first taught within the Baseball Canada Umpiring Program. A sound understanding of the 2-Umpire system will assist all umpires in understanding, and implementing, the 3-Umpire system as they continue to develop their umpiring skills as it relates to positioning. As an umpire progresses through the Baseball Canada Umpiring Program, the opportunity to umpire in a 3-Umpire system presents itself at both Provincial and National Championships. In addition, the 3-Umpire system is the foundation of the 4-Umpire system.

This manual has been created for all umpires within the program who umpire in a 3-Umpire system, as well as those transitioning from the 2-Umpire system to the 3-Umpire system. Some umpires will choose to review the manual on a regular basis and others will turn to it when a situation arises which they are unsure of the proper rotation for a particular play. Each situation has been broken down and includes both the text of the proper rotation as well as a diagram to supplement the text; it is important that an umpire utilise both in combination to gain a complete understanding of each rotation. It is recommended that umpires, especially those new to the 3-Umpire system, have the manual with them as a resource for whenever it is needed, and can facilitate discussions amongst crews prior to and after a game.

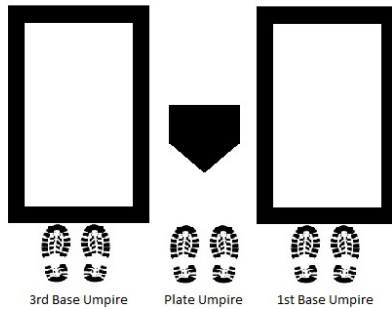
This manual also discusses some of the fundamental mechanics and techniques of umpiring, as well as discussing the proper positioning of umpires throughout the course of the game. This manual is not an interpretational manual. Umpires must continue to become more knowledgeable on the Official Rules of Baseball as well as specific Canadian Content Rules and Interpretations.

## FUNDAMENTALS

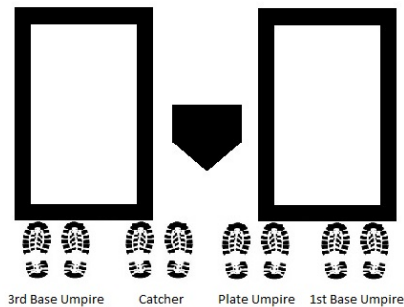
### FUNDAMENTALS

#### POSITIONING PRIOR TO THE START OF THE GAME

If prior to the start of the game umpires are required on the field for the playing of the National Anthem, umpires will take a position standing beside each other, or with the catcher between them, with their toes lined up with the back line of the batter's box. The 1<sup>st</sup> base umpire will be positioned on the 1<sup>st</sup> base side of the field and the 3<sup>rd</sup> base umpire will be positioned on the 3<sup>rd</sup> base side of the field. Umpires should be respectful and not speak with each other during the playing of the National Anthem; umpires must present themselves in a professional and respectful manner from the moment they walk on to the field.



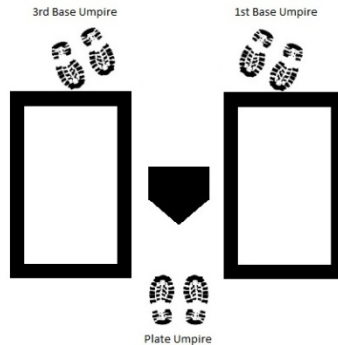
#### POSITIONING FOR NATIONAL ANTHEM



#### POSITIONING FOR NATIONAL ANTHEM WITH CATCHER

During the ground rules meeting, the plate umpire will take his position behind home plate facing the field; the base umpires will stand on the opposite side facing the plate umpire. The 1<sup>st</sup> base umpire will be positioned on the 1<sup>st</sup> base side of the field and the 3<sup>rd</sup> base umpire will be positioned on the 3<sup>rd</sup> base side of the field. The

ground rules meeting is a very important part of the game and should not be rushed, it is an opportunity to clarify or address any items prior to the start of the game; it is the first opportunity to show good game management as an umpire.



### POSITIONING FOR GROUND RULES

After the National Anthem and ground rules meeting, the plate umpire should move to a position along one of the foul lines. It is recommended that the plate umpire take the opportunity to watch a few pitches prior to the start of the game; this would also be the case prior to the start of the bottom of the 1<sup>st</sup> inning. Prior to putting the ball in play, the plate umpire should also take the time to scan the playing field, specifically behind home plate and in the vicinity of the dugouts.

The 1<sup>st</sup> base umpire should jog to a position a couple feet on to the outfield grass between 1<sup>st</sup> and 2<sup>nd</sup> base, and the 3<sup>rd</sup> base umpire to a similar position between 2<sup>nd</sup> and 3<sup>rd</sup> base. The base umpires should take this opportunity to scan the playing field and make sure to address any items such as gates being open or equipment left on the field. As the catcher throws the last warm-up pitch to 2<sup>nd</sup> base, the base umpires should use that as a cue to jog to their starting positions at P2 and P5 to start the game.

### PAUSE-READ-REACT

The **'pause-read-react'** technique is utilised in all umpiring systems including the 3-Umpire system. In the 3-Umpire system, the addition of a 3<sup>rd</sup> umpire makes it equally as important to not only read the ball and the fielders, but also the other umpires. The addition of a 3<sup>rd</sup> umpire allows crews to rotate with the concept of always keeping an umpire ahead of the lead runner.



In the 3-Umpire system, with no runners on base, a base umpire will always go out on a fly ball to the outfield. In this situation, both base umpires would utilise the **'pause-read-react'** technique. The **'PAUSE'** begins with both base umpires taking a **'read step'** forward opening up to the field. From this position the base umpires will hesitate momentarily taking their eyes off of the ball and focusing their attention on the elements of the **'read'** portion, including the fielders and the other base umpire. With runners on base, the base umpire positioned at either P2 or P5 will again use a **'read step'** opening up to the field and pausing to read the fly ball and determine responsibility.

The **'READ'** portion consists of the base umpires reading the reactions of the fielders, both the outfielders and the infielders, as well as the reactions of the other umpires in determining responsibilities during rotations. With no runners on base, the base umpires are reading the reaction of the centre fielder, as one of the base umpires will be going to the outfield, and the 3<sup>rd</sup> base umpire must read the reaction of the 1<sup>st</sup> base umpire. It is recommended that in the 3-Umpire system, rotations are based off the 1<sup>st</sup> base umpire as opposed to the 3<sup>rd</sup> base umpire. This must be discussed as a crew prior to the game.

With runners on base, the base umpire positioned in the infield will also use this technique in determining whether to move to the grass dirt line for a **'trouble'** fly ball to the outfield, which is his responsibility, or to remain in a position within the working area for a routine fly ball. In certain situations with 2 out, the 3<sup>rd</sup> base umpire will have the option to leave the infield for a **'trouble'** fly ball to the outfield for which he is responsible. Unlike with no runners on base, the **'read step'** will be replaced with the **'step-up, turn, and face the ball'** technique.

With no runners on base, the **'REACT'** portion consists of the base umpires reacting to the fly ball and either taking responsibility and going to the outfield, or coming in to the infield and taking responsibility for the batter-runner. With runners on base, the **'react'** portion may consist of: taking responsibility and going to the outfield for a fly ball if positioned at P2 or P5, moving to the grass dirt line for a **'trouble'** fly ball if positioned in the infield, leaving the infield for a **'trouble'** fly ball in certain situations with 2 out, and all movements associated with rotating as a crew.

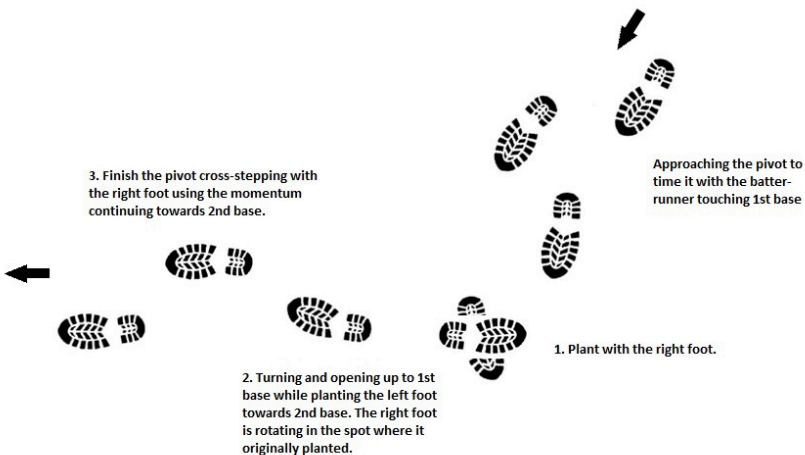
The **'pause-read-react'** technique, or portions of it, should be used by all umpires in almost every situation, no matter how quickly it may occur in its application. Prior to any pitch, or throw, all umpires should **'read'** where the fielders are positioned. Communication between the crew prior to each pitch, or throw, will assist in reminding each other of the expected rotation and responsibilities prior to having to **'react'**.

PIVOT

The **'pivot'** mechanic is utilised by the 1<sup>st</sup> base umpire in a 3-Umpire system when required to move from his starting position at P2 into the infield and take responsibility for the batter-runner. The mechanic allows the 1<sup>st</sup> base umpire to continually watch the batted ball while moving into the infield and timing his 'pivot' to allow him to watch for the batter-runner touching 1<sup>st</sup> base as well as any possible obstructions while rounding the base. The 'pivot' allows the 1<sup>st</sup> base umpire to stay ahead of the batter-runner in case he decides to continue advancing on the bases.

The 1<sup>st</sup> base umpire, after having utilised the **'pause-read-react'** technique will run in a straight line to a spot in the infield approximately 2 to 3 steps towards the 2<sup>nd</sup> base side of the cut-out. From that spot he will begin the 'pivot', which can be broken down into 3 steps; the first of which is planting his right foot. For the second step, the base umpire will then open his body towards 1<sup>st</sup> base, timing this step with the batter-runner rounding 1<sup>st</sup> base, and planting his left foot towards 2<sup>nd</sup> base. For the final step he will then finish the 'pivot' cross-stepping with his right foot using the momentum and continuing towards 2<sup>nd</sup> base.

Each individual umpire must consider their own physical abilities, as well as the speed of the batter-runner, when determining where to 'pivot' in order to stay ahead of the batter-runner. It may be necessary to 'pivot' closer to the cut-out or further towards 2<sup>nd</sup> base in individuals cases; umpires must not simply run to the exact same spot every time to 'pivot'.



PIVOT FOOTWORK

## FUNDAMENTALS

---

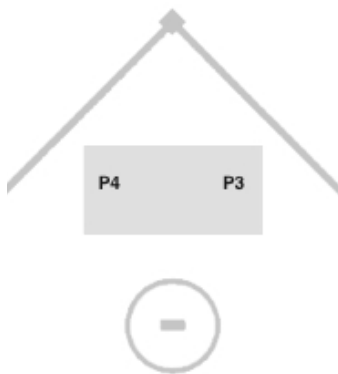
### WORKING AREA

---

The **‘working area’** is a term, which refers to the area behind the pitcher’s mound, within the infield, in which a base umpire will position himself to observe the play, and his responsibilities, as it develops. From the ‘working area’ a base umpire will move into a position to make a call on a play as it develops. The concept of the ‘working area’ ensures that a base umpire doesn’t over commit to any base prior to a play developing, and that the base umpire is in a good position to react to a play at any base. If no play develops at a base, the base umpire should remain within the ‘working area’.

In the 3-Umpire system, with runners on base, the exception being a runner on 3<sup>rd</sup> base only, one of the base umpires will be positioned in the infield, at P3, deep P3, or P4 starting position. When an umpire leaves the infield area and takes responsibility for a fly ball to the outfield, the remaining base and plate umpires will revert to the 2-Umpire system. When reverting to the 2-Umpire system, the remaining base umpire will remain positioned within the ‘working area’ to observe the play as it develops.

In terms of width, the ‘working area’ itself is defined on either side of the pitcher’s mound by the P3 and P4 starting positions respectively. In terms of depth, the P3 and P4 starting positions define the back edge of the area and the front edge would be approximately 10’ towards the pitching mound; this would allow the base umpire to take two to three steps towards the mound opening up towards the field while still being within the defined area. A proper starting position in either P3 or P4 will ensure that the base umpire is in a good position within the working area and will help provide a proper reference point.



THE WORKING AREA

STEP-UP, TURN, FACE THE BALL

The **'step-up, turn, and face the ball'** mechanic is utilised in all umpiring systems by a base umpire working within the infield. The technique ensures that the base umpire always keeps the ball in front of him, never turning his back on the ball and always having his chest facing the ball. The base umpire will **'step-up'** with the foot in which the ball passes that side of his body. For example, if the base umpire is in his starting position at P3 on the 2<sup>nd</sup> base side of the mound and a ground ball is hit to the shortstop, he would **'step-up'** with his right foot as the ball passes by him. The base umpire will then take a step with his other foot forming the **'turn'** portion of the technique. Lastly, the base umpire will take a drop step with his original foot completing the technique and ending up in a position to **'face the ball'**. The base umpire should never turn his back on the ball and should always keep in mind the concept of keeping his chest to the ball. Keeping the ball in front of him, the base umpire will be able to read the developing play and get to the proper position quicker than he would turning his back on the ball and having to relocate it.

4. Drop step with the other foot, while the 'turn' foot rotates in place, so you now 'face' the ball.



3. Step with the other foot creating the 'turn' portion

2. 'Step-up' with the foot on the side the ball passes.



1. Starting position with feet square to home plate in a 'hands-on-knees' set.

STEP-UP, TURN, FACE THE BALL FOOTWORK

---

## FUNDAMENTALS

---

---



### POSITIONING FOR PLAYS AT HOME

---

If there is a play at home, PU will move to a position 10-12' from home plate on 1<sup>st</sup> base line extended to read the play. As an umpire gains experience umpiring, is it acceptable for the PU to move to a position 10-12' from home plate working off the point of the plate as opposed to 1<sup>st</sup> base line extended. For the purpose of this manual, PU will take a position on the 1<sup>st</sup> base line extended to read any plays. From this position, PU has the option of moving to a position either on 1<sup>st</sup> base line extended or on 3<sup>rd</sup> base line extended, still 10-12' from the plate.

When determining which position to be in for the play at the plate, the plate umpire should consider where the throw is originating from, the speed of the runner and ability of the fielder, the direction of the throw itself, and how close the play will be. The plate umpire must make a determination quick enough to allow him to get to a position and be set for the play; the plate umpire must not be moving.


The key element to consider is where the throw is originating. If the throw is originating from the right side of the field, the natural tendency of the catcher is to reach for the ball to receive it, resulting in a swipe tag of the runner. For a play that involves a swipe tag, the best position for the umpire is on 3<sup>rd</sup> base line extended. If the throw is originating from the left side of the field, the natural tendency of the catcher is to hold his position in front of home plate, resulting in a sliding play at home plate. For a play that involves a sliding play with the catcher in front of the plate, the best position for the umpire is on the 1<sup>st</sup> base line extended.



**CORRECT POSITIONING FOR SWIPE TAG FROM 3RD BASE LINE EXTENDED**


## FUNDAMENTALS

---



**INCORRECT POSITIONING FOR SWIPE TAG FROM 1ST BASE LINE EXTENDED**






**CORRECT POSITIONING FOR SLIDE PLAY FROM 1ST BASE LINE EXTENDED**



## FUNDAMENTALS



**INCORRECT POSITIONING FOR SLIDE PLAY FROM 3RD BASE LINE EXTENDED**

---

**TIME PLAYS**

---

A 'time play' is a play in which the 3<sup>rd</sup> out is recorded on the bases at approximately the same time that another runner is attempting to score a run. The majority of 'time plays' occur during situations in which a runner is in scoring position at 2<sup>nd</sup> base with 2 outs. There are other scenarios however; including situations where there are multiple runners on base with only 1 out and a fly ball is hit with runners tagging up attempting to advance, as well as runners retreating to a base on a fly ball which is caught while another runner tags up. The plate umpire must be aware of the situation at all times and recognize when a 'time play' situation develops. For simple scenarios with a runner on 2<sup>nd</sup> base with 2 outs, umpires should use a signal to communicate with each other reminding them that the possibility exists. A commonly used signal is for umpires to indicate 2 out and then point down to home plate.

As the 'time play' situation develops, the plate umpire must move to a position behind home plate approximately 6-8' and line up the runner attempting to score with the possible 3<sup>rd</sup> out on the bases, whichever base that may occur at. From this position the plate umpire will watch and judge whether the runner touches home plate before or after the 3<sup>rd</sup> out keeping in mind that the runner is out at the moment the tag, or appeal, is recorded and not when the base umpire gives the 'out' mechanic.

If the run scores, the plate umpire will communicate, "**That run scores! That run scores!**" while emphatically point at the plate twice. The plate umpire will then turn around and communicate, "**Score that run!**" while pointing up to the press box or scorekeeper. If more than one run scored during the play, the plate umpire might have to visually and verbally indicate to the scorekeeper the number of runs that scored.

If the run does not score, the plate umpire will communicate, "**No run scores! No run scores!**" while facing the press box or scorekeeper and waving his arms in cross-wise manner above his head.

## FUNDAMENTALS

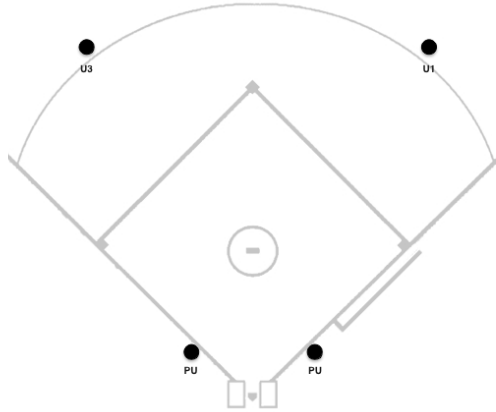
---

### POSITIONING BETWEEN INNINGS

---

In between innings it is recommended that the plate umpire move to a position along one of the foul lines, approximately 1/3 of the way towards 1<sup>st</sup> or 3<sup>rd</sup> base. The plate umpire must use good game management skills in determining his positioning between innings.

In between innings it is recommended that base umpires jog to a position a couple feet on to the outfield grass between 1<sup>st</sup> and 2<sup>nd</sup> base or 2<sup>nd</sup> and 3<sup>rd</sup> base respectively. The base umpires must always consider the body language they are demonstrating while standing at their positions between innings. As the catcher throws the last warm-up pitch to 2<sup>nd</sup> base, the base umpires should use that as a cue to jog to their positions at P2 and P5 to start the inning.



### POSITIONING BETWEEN INNINGS

### POSITIONING DURING PITCHING CHANGES

---

During pitching changes it is recommended that the plate umpire move to a position along one of the foul lines, approximately 1/3 of the way towards 1<sup>st</sup> or 3<sup>rd</sup> base. The plate umpire should utilise good game management skills and move to the foul line opposite of the team making the pitching change. This position prevents the plate umpire from having any potential confrontations with either the pitcher being removed or the manager making the pitching change.

There are several recommended positions for the base umpires to choose from during pitching changes. The base umpires should consider the level of baseball, the dimensions and set up of the field, as well as utilising good game management skills. For higher levels of baseball which have a bullpen area on the field, it is recommended that the base umpires, once notified by the plate umpire, or after the manager has indicated the change to the bullpen, jog towards the bullpen while visually and verbally calling for the new pitcher; the 1<sup>st</sup> base umpire is responsible for the 1<sup>st</sup> base side bullpen and the 3<sup>rd</sup> base umpire is responsible for the 3<sup>rd</sup> base bullpen. The base umpires are not required to jog all the way to the bullpen, and should stop once it is apparent that the new pitcher has stopped warming up and is making his way to the playing field. The second option would be a position similar to that of between innings, a couple feet on to the outfield grass keeping in line with P3 or P4 depending on where he would normally take his starting position. The third option is to simply hold their position wherever they are on the field.

The above positions are recommendations and umpires must utilise common sense and good game management skills. Umpires should attempt to avoid confrontations with pitchers and managers, and must not give the appearance of fraternizing with players of the defensive team on the field.



**NO RUNNERS**

---

**CONTENTS**

---

---

<b>SITUATION 3U-1</b>	<b>BASIC POSITIONS</b>
<b>SITUATION 3U-2</b>	<b>GROUND BALL OR BUNT TO THE INFIELD</b>
<b>SITUATION 3U-3</b>	<b>BASE HIT OR EXTRA BASE HIT TO THE OUTFIELD</b>
<b>SITUATION 3U-4</b>	<b>RESPONSIBILITIES ON A FLY BALL TO THE OUTFIELD</b>
<b>SITUATION 3U-5</b>	<b>RESPONSIBILITIES ON LINE DRIVES OR FLY BALLS TO THE INFIELD</b>
<b>SITUATION 3U-6</b>	<b>FLY BALL HIT TO LEFT FIELD SIDE OF CENTER FIELDER</b>
<b>SITUATION 3U-7</b>	<b>FLY BALL HIT DIRECTLY AT OR TO THE RIGHT FIELD SIDE OF CENTER FIELDER</b>

---

---

## NO RUNNERS

---

### SITUATION 3U-1 BASIC POSITIONS

---

#### PLATE UMPIRE

---

PU stands in the slot behind the catcher until the batter hits the ball. The **box** and the **scissors** stance are acceptable for calling balls and strikes. **This position is referred to as P1.**

---

#### U1

---

U1 should be positioned 10-12' behind the 1<sup>st</sup> baseman with both feet in foul territory. If the 1<sup>st</sup> baseman moves backwards, so will U1. However, the distance between U1 and 1st baseman will get closer, with U1 never being closer than 4-6'. If the 1<sup>st</sup> baseman moves forward and is parallel with, or closer than the base, U1 will be positioned 12-15' behind 1<sup>st</sup> base. U1 will assume a set position as the pitcher begins his delivery to ensure he is set for each pitch. **This position is referred to as P2.**

---

#### U3

---

U3 should be positioned 10-12' behind the 3<sup>rd</sup> baseman with both feet in foul territory. If the 3<sup>rd</sup> baseman moves backwards, so will U3. However, the distance between U3 and 3<sup>rd</sup> baseman will get closer, with U3 never being closer than 4-6'. If the 3<sup>rd</sup> baseman moves forward and is parallel with, or closer than the base, U3 will be positioned 12-15' behind 3<sup>rd</sup> base. U3 will assume a set position as the pitcher begins his delivery to ensure he is set for each pitch. **This position is referred to as P5.**

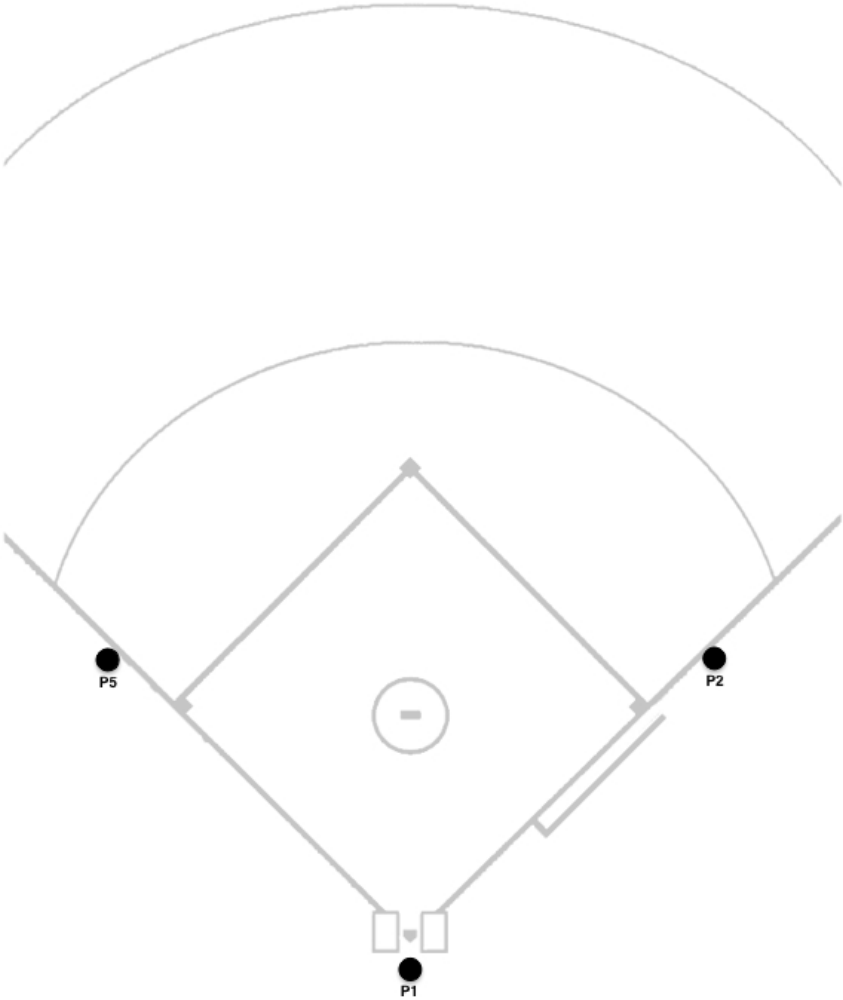
---

#### NOTES

---

It is acceptable for U1 and U3 to assume a **standing set position** prior to each pitch with no runners on base. This must be discussed prior to the start of the game as a crew and be consistent throughout the game.

**SITUATION 3U-1  
BASIC POSITIONS**





---

## NO RUNNERS

---

### SITUATION 3U-2 GROUND BALL OR BUNT TO THE INFIELD

---

#### PLATE UMPIRE

---

PU will exit left and immediately hustle down the 1<sup>st</sup> base line following the batter-runner. PU will hustle as far as possible down the line coming to a standing set position no further than the 45' line, straddling the foul line. His main responsibilities are any **fair / foul** calls prior to a base, watching for **runner's lane interference** and any **overthrows** at 1<sup>st</sup> base. It is essential that the PU watch the release of the throw by the fielder to ensure that it is a true throw and assist in anticipating any type of trouble play. On batted balls near either foul line, PU is responsible for the **fair / foul** decision on balls up to but not including the base. PU will stop in a position straddling the foul line before making the call. On balls hit in front of the plate, he may need to take a position on the **1<sup>st</sup> or 3<sup>rd</sup> base line extended**. He is responsible for all calls at home plate.

---

#### U1

---

U1 should take a read step with his left foot forward opening up to the infield, allowing him to **pause, read, and react** to the play. From that position U1 will move to a spot approximately 12-15' from 1<sup>st</sup> base creating a 90-degree angle from where the throw is originating and squaring his legs and body to the base. U1 will watch the release of the ball by the fielder, and after ensuring it is a true throw, come to a set position, turning and squaring his head and shoulders to the base. If U1 reads that the throw from the fielder is not a true throw, he will remain in a standing position and take a step in whatever direction necessary to create the best angle possible to make the call on a possible swipe tag or to see whether the fielder pulled his foot off the base. U1 should always be in fair territory unless he reads "**pressure**" from the 2<sup>nd</sup> baseman moving towards him, or in some cases when the throw originates in foul territory between home and 1<sup>st</sup> base.

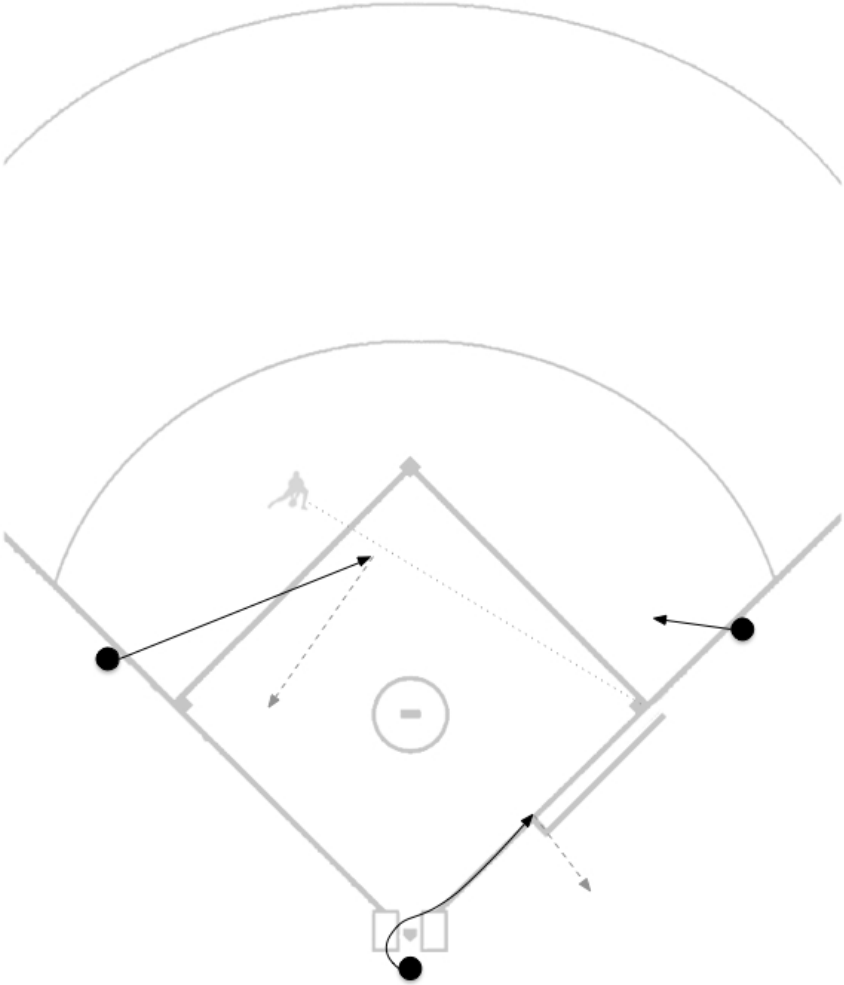
---

#### U3

---

U3 will **pause, read and react** to determine if he has a fair/foul responsibility first. If there is no fair/foul responsibility, U3 will head toward the cut-out area at 2<sup>nd</sup> base for any possible plays. If U3 has a fair/foul responsibility, he will first take a position straddling the line to make the call. If fair, he would wait until the ball is fielded and then head towards the cut-out area at 2<sup>nd</sup> base. U3 would also be responsible for any subsequent plays at 2<sup>nd</sup> or 3<sup>rd</sup> base.

**SITUATION 3U-2**  
**GROUND BALL OR BUNT TO THE INFIELD**



---

**NO RUNNERS**

---

**SITUATION 3U-3**  
**BASE HIT OR EXTRA BASE HIT TO THE OUTFIELD**

---

---

**PLATE UMPIRE**

---

PU exits left and heads to a position in the vicinity of 1<sup>st</sup> base line extended, approximately 15' away from home plate. He is responsible for all calls at home plate.

---

**U1**

---

U1 is responsible for communicating **fair / foul** on batted balls close to the line. Should U1 read that it is a routine base hit, or extra base hit, s/he will move into foul territory and is responsible for watching the batter-runner touch 1<sup>st</sup> base and any possible obstructions on the batter-runner. U1 is responsible for all plays at 1<sup>st</sup> base. Should U1 determine it is necessary to go out and follow the batted ball, refer to 3U-7.

---

**U3**

---

U3 is responsible for communicating **fair / foul** on batted balls close to the line. Should U3 read that it is a routine base hit, or extra base hit, s/he will head towards the **area of 2<sup>nd</sup>** base for the play on the batter-runner. He is responsible for all calls at 2<sup>nd</sup> and 3<sup>rd</sup> base. Should U3 determine it is necessary to go out and follow the batted ball, refer to 3U-6.

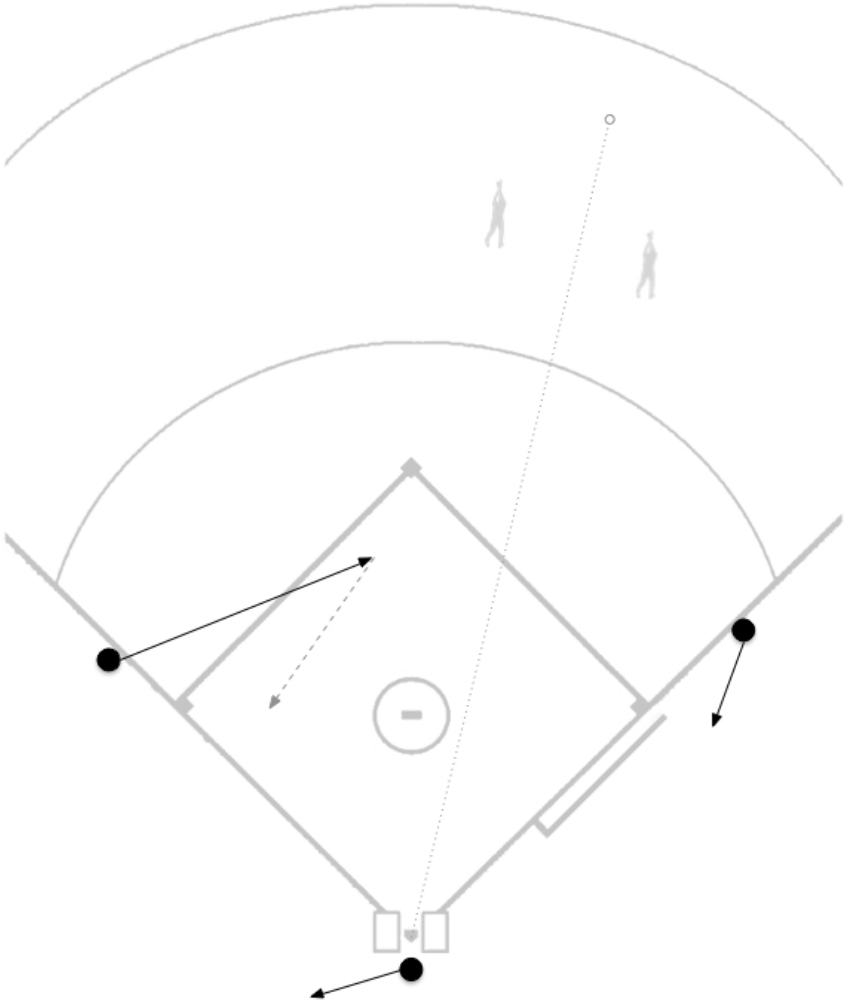
---

**NOTES**

---

U1 or U3 might determine it is necessary to follow a base hit, or extra base hit, even after determining if it was fair depending on the field, fences, boundary lines, position of bullpens etc.

**SITUATION 3U-3**  
**BASE HIT OR EXTRA BASE HIT TO THE OUTFIELD**



---

## NO RUNNERS

---

### SITUATION 3U-4 RESPONSIBILITIES ON A FLY BALL TO THE OUTFIELD

---

#### PLATE UMPIRE

---

With no runners on base, PU has no fly ball responsibilities to the outfield. Even though PU has no responsibilities regarding catch/no catch or fair/foul, PU must still watch the play in case assistance is requested from another umpire.

#### U1

---

U1 is responsible for all fly balls hit directly at and from the center fielder to the right field foul line and into foul territory. These responsibilities include **fair / foul** and **catch / no catch** including verbalization.

#### U3

---

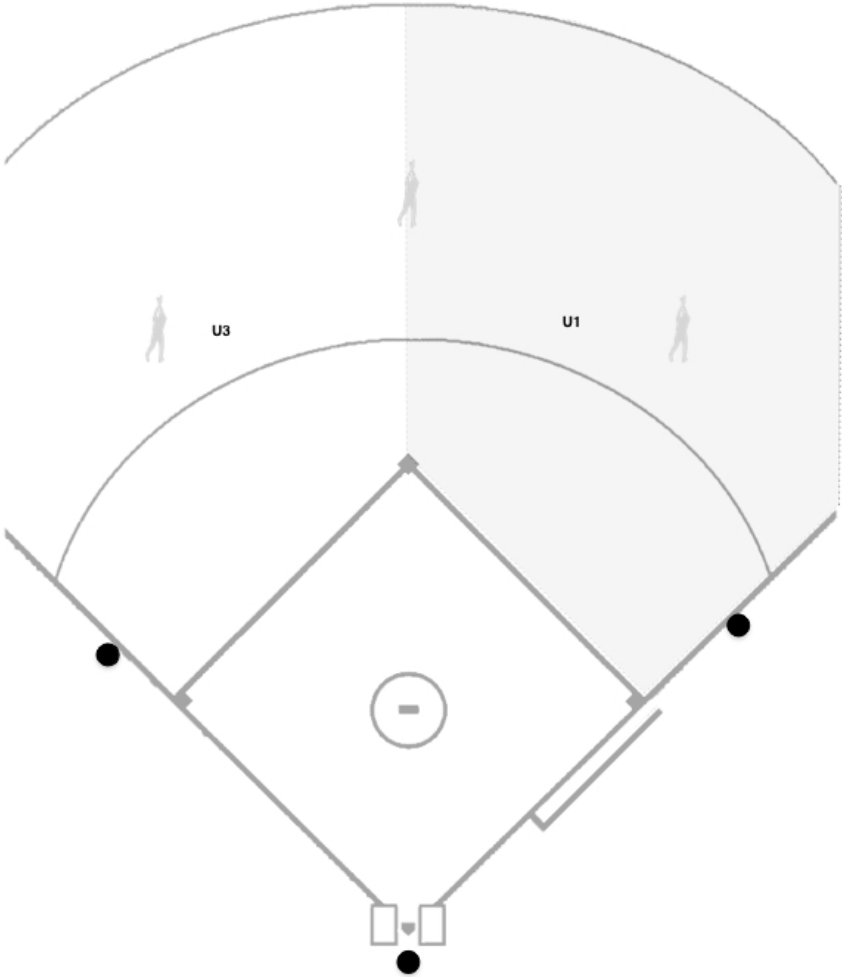
U3 is responsible for all fly balls to the left of the center fielder, including taking the left fielder to the left field foul line and into foul territory. These responsibilities include **fair / foul** and **catch / no catch** including verbalization.

#### NOTES

---

Prior to the start of the game, crews must decide which umpire, either U1 or U3, all rotations will be initiated off of. Most crews will rotate off of U1, but it is acceptable to rotate off of U3. It is essential that all rotations are initiated by the same umpire throughout the game. When an umpire does not have a good angle on a **catch / no catch** call, he should not hesitate to ask his partners for help.

**SITUATION 3U-4**  
**RESPONSIBILITIES ON A FLY BALL TO THE OUTFIELD**



---

## NO RUNNERS

---

### SITUATION 3U-5 RESPONSIBILITIES ON LINE DRIVES OR FLY BALLS TO THE INFIELD

---

---

#### PLATE UMPIRE

---

PU is responsible for all fly balls to the pitcher and catcher. He is also responsible for all line drives at the pitcher. He is responsible for all **fair/foul** calls prior to the base on both 1<sup>st</sup> base line and 3<sup>rd</sup> base line.

---

#### U1

---

U1 is responsible for all fly balls to the 1<sup>st</sup> baseman and 2<sup>nd</sup> baseman. He is also responsible for all **catch/no catch** on line drives directly at or which take the 2<sup>nd</sup> baseman towards the 1st base line including all line drives at the 1<sup>st</sup> baseman. He is also responsible for line drives, which take the shortstop towards 2<sup>nd</sup> base. He is **NOT** responsible for line drives, which take the 2<sup>nd</sup> baseman towards 2<sup>nd</sup> base. He has **fair/foul** responsibilities on anything at 1<sup>st</sup> base or beyond.

---

#### U3

---

U3 is responsible for all fly balls to the shortstop and 3<sup>rd</sup> baseman. He is also responsible for all **catch/no catch** on line drives directly at or which take the shortstop towards the 3rd base line including all line drives at the 3<sup>rd</sup> baseman. He is also responsible for line drives, which take the 2<sup>nd</sup> baseman towards 2<sup>nd</sup> base. He is **NOT** responsible for line drives, which take the shortstop towards 2<sup>nd</sup> base. He has **fair/foul** responsibilities on anything at 3<sup>rd</sup> base or beyond.

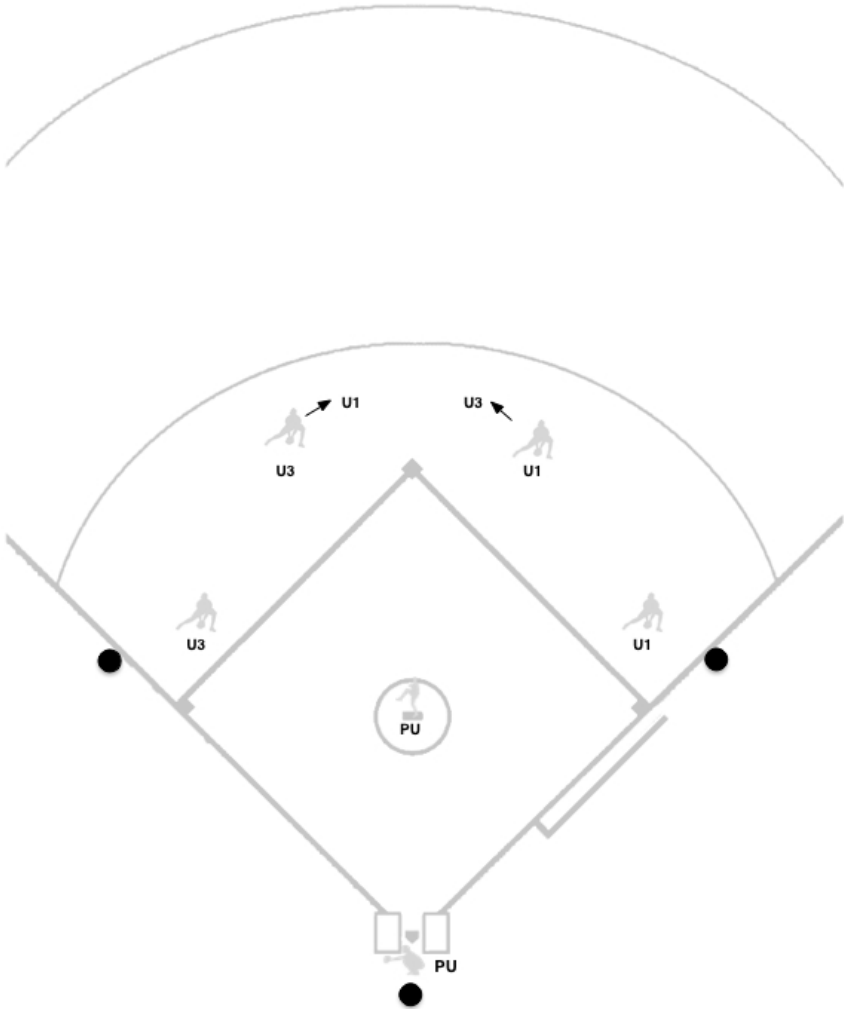
---

#### NOTES

---

It is important that a crew use visual communication with each other prior to signaling a call. There are times, specifically with line drives, where another umpire might have a better angle to assist with making a **catch/no catch** call. As a crew, these responsibilities should be discussed prior to a game, as well as what to do should a situation arise where another umpire might have information to assist the umpire responsible for the call.

**SITUATION 3U-5**  
**RESPONSIBILITIES ON LINE DRIVES OR FLY BALLS TO THE INFIELD**





---

## NO RUNNERS

---

### SITUATION 3U-6

#### FLY BALL HIT TO LEFT FIELD SIDE OF CENTER FIELDER

---

---

#### PLATE UMPIRE

---

PU exits left and heads to a position in the vicinity of 1<sup>st</sup> base line extended, approximately 15' away from home plate. He is responsible for all calls at home plate on the batter-runner. For any trouble balls down the left field line, PU must remember to watch the ball at all times in case U3 needs help on a close call.

---

#### U1

---

U1 heads inside the base path between 1<sup>st</sup> and 2<sup>nd</sup> and makes his **pivot** watching for the batter-runner's touch of 1<sup>st</sup> base. He is responsible for all calls on the batter-runner at all bases.

---

#### U3

---

U3 lets his partners know he is responsible for the fly ball by verbalizing, "**I'm going out**". U3 is responsible for the **fair/foul** and **catch/no catch** calls. U3 must get as much distance as possible while creating the best angle to make the calls; if necessary, U3 should sacrifice some distance to get the best possible angle. U3 must be stopped and in a standing set to make any calls. If the fly ball is in the vicinity of the fair/foul line, U3 must be set and straddling the line. When U3 goes out in this situation, he stays out until the play is complete.

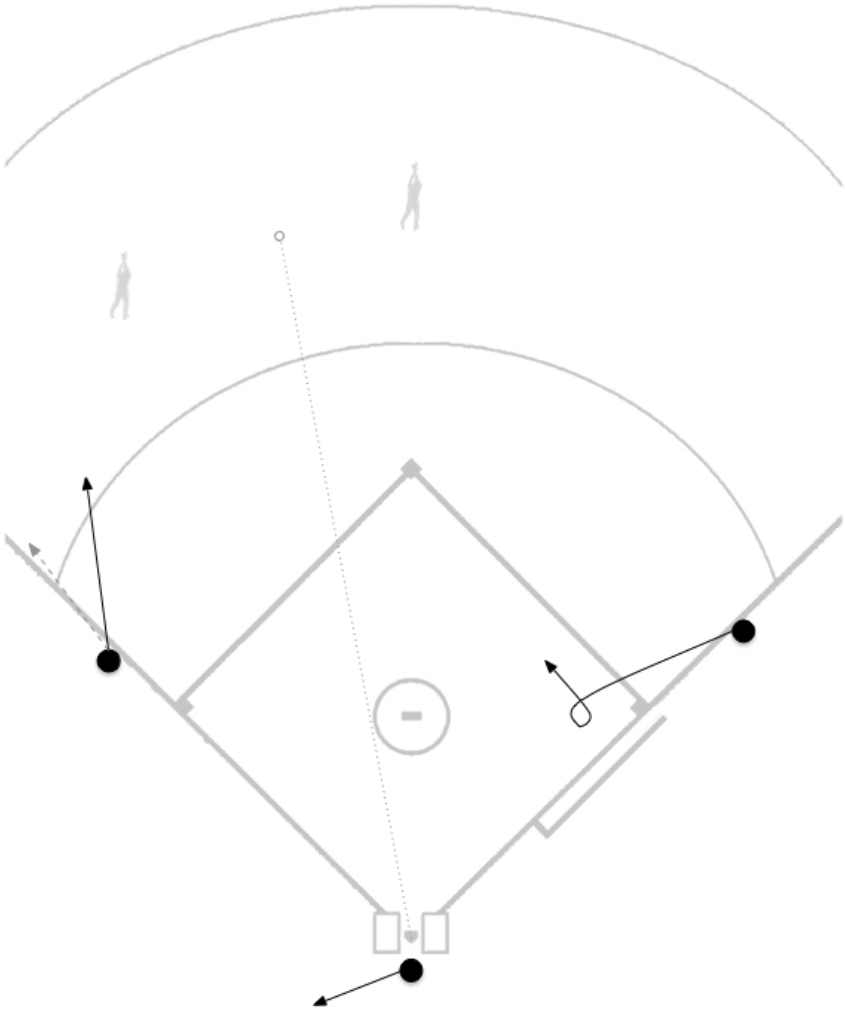
---

#### NOTES

---

For foul fly balls on the 3<sup>rd</sup> base side which are still in the vicinity of the 3<sup>rd</sup> baseman or just beyond, PU will get distance towards the ball as U3 follows the 3<sup>rd</sup> baseman to the ball. If a situation arises in which the ball is caught and U3 is blocked out and PU has the best view, both umpires must communicate with each other in order to avoid making a double call. A good rule of thumb is whichever umpire has the fielder catching the ball open towards them is the one responsible for signaling the call.

**SITUATION 3U-6**  
**FLY BALL HIT TO LEFT FIELD SIDE OF CENTER FIELDER**



---

## NO RUNNERS

---

### SITUATION 3U-7 FLY BALL HIT DIRECTLY AT OR TO THE RIGHT FIELD SIDE OF CENTER FIELDER

---

#### PLATE UMPIRE

---

PU exits left and moves up the 1<sup>st</sup> base line following the batter-runner, preparing to make any call on him from the **cut-out** at 1<sup>st</sup> base. He is responsible for the batter-runner's touch of 1<sup>st</sup> base. Once the batter-runner has committed to 2<sup>nd</sup> base, the plate umpire heads towards home plate via foul territory and prepares for a potential play at the plate. PU must ensure that a run-down doesn't develop before returning to home.

---

#### U1

---

U1 lets his partners know he is responsible for the fly ball by verbalizing, "**I'm going out**". U1 is responsible for the **fair/foul** and **catch/no catch** calls. U1 must get as much distance as possible while creating the best angle to make the calls; if necessary, U1 should sacrifice some distance to get the best possible angle. U1 must be stopped and in a standing set to make any calls. If the fly ball is in the vicinity of the fair/foul line, U1 must be set and straddling the line. When U1 goes out in this situation, he stays out until the play is complete.

---

#### U3

---

U3 heads towards the **cut-out** at 2<sup>nd</sup> base to take the play on the batter-runner. He is responsible for all calls at 2<sup>nd</sup> and 3<sup>rd</sup> base.

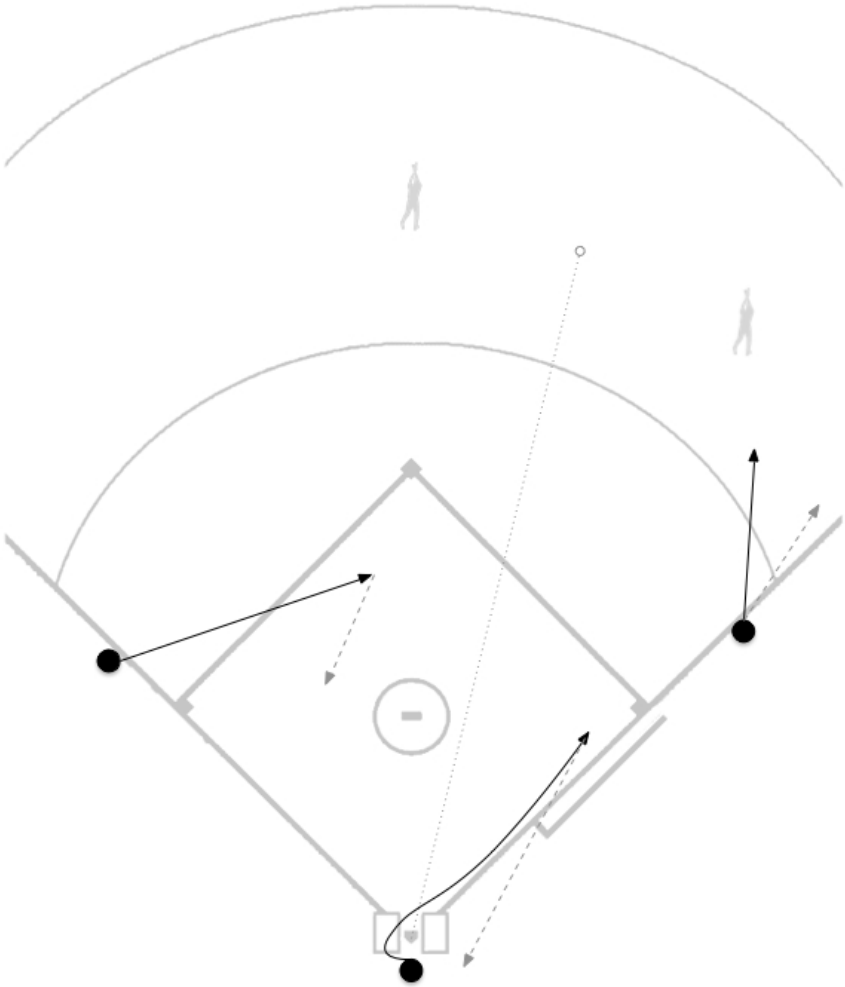
---

#### NOTES

---

For foul fly balls on the 3<sup>rd</sup> base side which are still in the vicinity of the 3<sup>rd</sup> baseman or just beyond, PU will get distance towards the ball as U3 follows the 3<sup>rd</sup> baseman to the ball. If a situation arises in which the ball is caught and U3 is blocked out and PU has the best view, both umpires must communicate with each other in order to avoid making a double call. A good rule of thumb is whichever umpire has the fielder catching the ball open towards them is the one responsible for signaling the call.

**SITUATION 3U-7**  
**FLY BALL HIT DIRECTLY AT OR TO THE RIGHT FIELD SIDE OF CENTER**  
**FIELDER**





**R1 ONLY**

---

**CONTENTS**

---

---

<b>SITUATION 3U-8</b>	<b>BASIC POSITIONS</b>
<b>SITUATION 3U-9</b>	<b>GROUND BALL OR BUNT TO THE INFIELD</b>
<b>SITUATION 3U-10</b>	<b>BASE HIT OR EXTRA BASE HIT TO THE OUTFIELD</b>
<b>SITUATION 3U-11</b>	<b>RESPONSIBILITIES ON A FLY BALL TO THE OUTFIELD</b>
<b>SITUATION 3U-12</b>	<b>RESPONSIBILITIES ON LINE DRIVES OR FLY BALLS TO THE INFIELD</b>
<b>SITUATION 3U-13</b>	<b>FLY BALL TAKING LEFT FIELDER TOWARDS LEFT FIELD LINE</b>
<b>SITUATION 3U-14</b>	<b>FLY BALL BETWEEN THE CENTER AND LEFT FIELDERS OR DIRECTLY AT THE LEFT FIELDER</b>
<b>SITUATION 3U-15</b>	<b>FLY BALL DIRECTLY AT THE CENTER FIELDER OR BETWEEN THE CENTER AND RIGHT FIELDERS</b>
<b>SITUATION 3U-16</b>	<b>FLY BALL DIRECTLY AT THE RIGHT FIELDER OR TAKING THE RIGHT FIELDER TOWARD THE RIGHT FIELD LINE</b>
<b>SITUATION 3U-17</b>	<b>STEAL OF 2ND BASE</b>
<b>SITUATION 3U-18</b>	<b>RUN-DOWN BETWEEN 1ST AND 2ND BASE</b>

---

---

## R1 ONLY

---

### SITUATION 3U-8 BASIC POSITIONS

---

#### PLATE UMPIRE

---

PU stands in the slot behind the catcher until the batter hits the ball. The **box** and the **scissors** stance are acceptable for calling balls and strikes. This position is referred to as **P1**.

#### U1

---

U1 sets up 10-12' behind the 1<sup>st</sup> baseman holding on R1. If the 1<sup>st</sup> baseman is not holding R1 on then refer to 3U-1. U1 should be completely in foul territory. U1 may angle his feet slightly towards the pitcher's mound as long as when the pitch is delivered, his shoulders and head are square to home plate. U1 should assume a hands-on-knees **set position** as the pitcher is *touching the rubber* and remain there as the pitch is delivered. U1 should not have to move to make a decision on a pick-off play at 1<sup>st</sup> base from this position. This position is referred to as **P2**.

#### U3

---

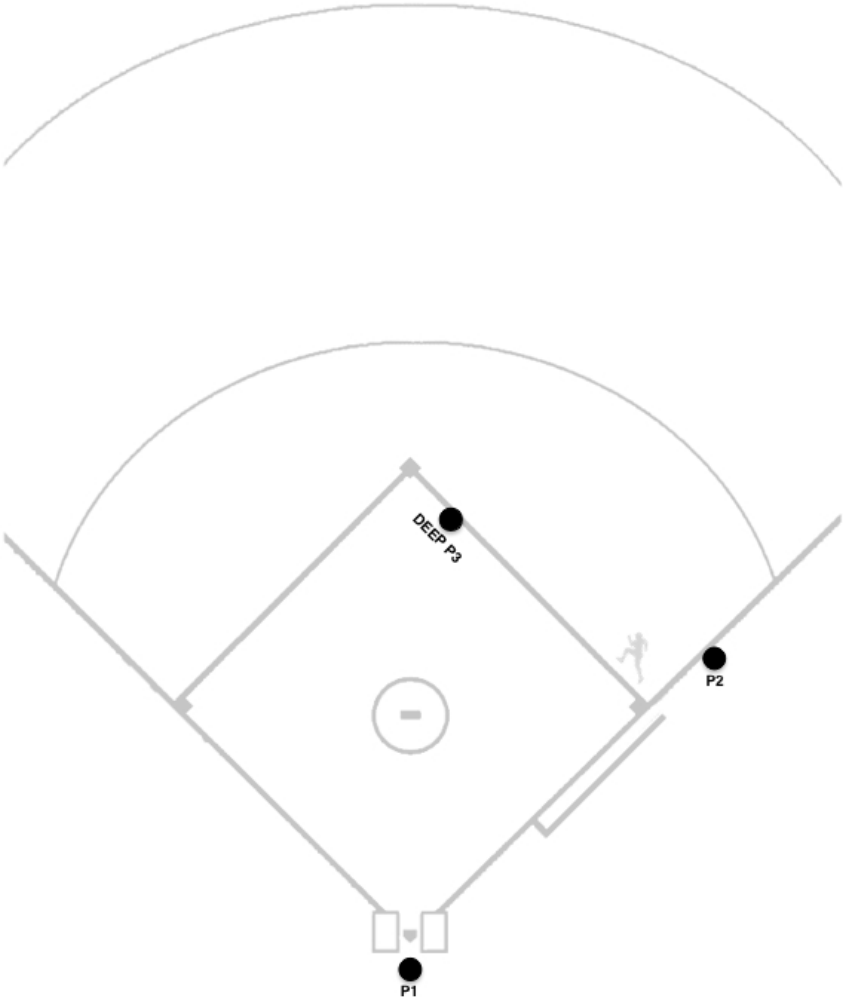
With a runner on 1st only, U3 must be set up in a deep P3 starting position. **This is the only time U3 will set up in that deep starting position.** U3 will take a position at the edge of the grass dirt line of the infield and will be square to the opposite dugout and not home plate. His position will be approximately 10-12 from 2nd base, or the cut-out area semi-circle. U3 has the option of taking a deep starting position on either side of 2nd base in a similar position. U3 will assume a hands-on-knees set position as soon as the pitcher is *touching the rubber*. This position is referred to as **deep P3**.

#### NOTES

---

Although U3 has the option to set up on either side of the mound, his responsibilities remain the same in all of the subsequent situations outlined in this manual. It is however recommended that U3 take a starting position on the 1<sup>st</sup> base side. This position provides U3 the best possible angle for a steal of second, which is the reason for the deep starting position. From this side, U3 reduces the chances of being blocked out by a fielder or the base.

**SITUATION 3U-8  
BASIC POSITIONS**





**SITUATION 3U-9**  
**GROUND BALL OR BUNT TO THE INFIELD**

---

**PLATE UMPIRE**

---

PU is responsible for all **fair/foul** decisions on the 3rd base line and all **fair/foul** decisions up to the 1<sup>st</sup> base bag on the 1<sup>st</sup> base line. PU will stop in a position straddling the foul line before making the call. On balls hit in front of the plate, he may need to take a position on the **1st or 3rd base line extended**. On a groundball, PU exits left and heads towards 3rd base in foul territory approximately 3-6' off the foul line. If the ball is fielded in the infield, PU will stop and return to home plate. If the batted ball gets through the infield, PU will continue to 3rd base, see 3U-10.

---

**U1**

---

U1 is responsible for any **fair/foul** decisions at first base or beyond. U1 should take a read step with his left foot forward opening up to the infield, allowing him to **pause, read, and react** to the play. From that position U1 will move to a spot approximately 12-15 feet from 1<sup>st</sup> base creating a 90-degree angle from where the throw is originating and assume the **set position**. If U1 reads that the throw from the fielder is not a true throw, he will remain in a standing position and take a step in whatever direction necessary to create the best angle possible for a swipe tag or to see whether the fielder pulled his foot off the base. U1 should always be in fair territory unless he reads "pressure" from the 2<sup>nd</sup> baseman moving towards him, or in some cases when the throw originates in foul territory between home and 1<sup>st</sup> base. Should a run-down develop between 1st and 2nd base, U1 will be responsible for his half and should communicate, "**I've got this half**" to his partner. If the ball gets through the infield without being fielded, refer to 3U-10.

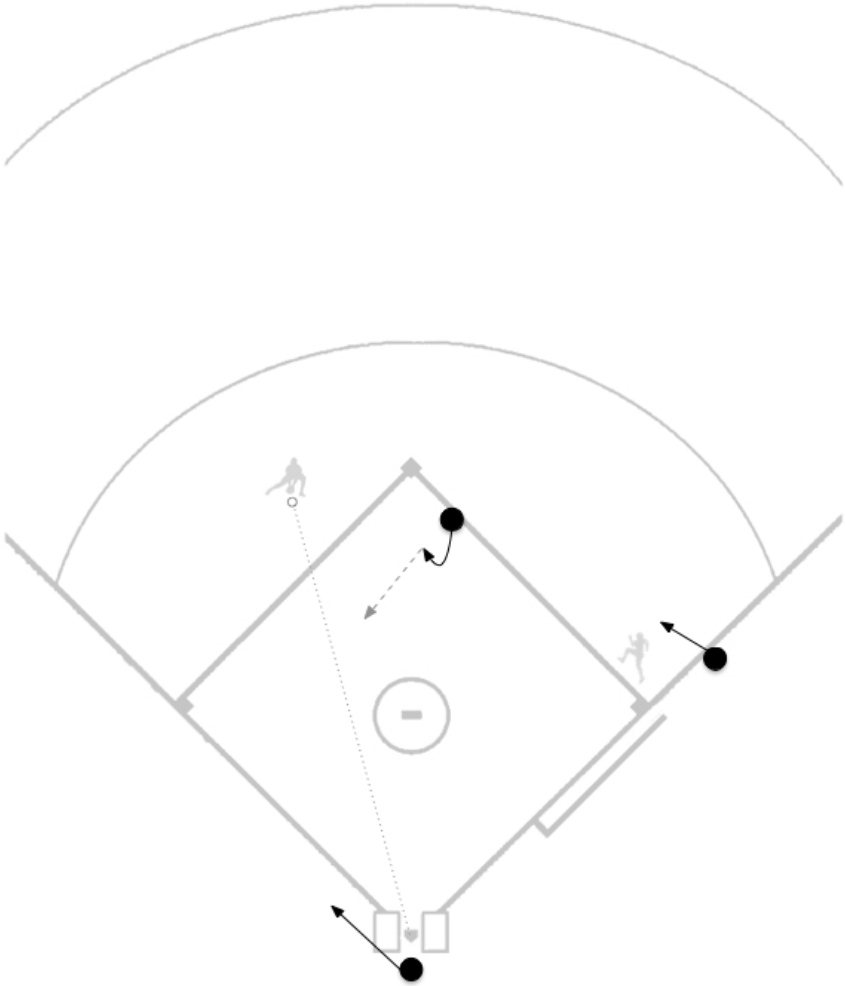
---

**U3**

---

U3 will step-up, turn and face the ball with his chest. U3 should step up with his foot on the side that the ground ball passes him on. If there is a play at 2nd base, U3 should turn towards the base and take the play from a **set position**. Reading a true throw will again let U3 make any possible adjustments prior to getting set. If required, U3 may have to take a couple steps to get in to the best possible position. U3 is responsible for plays at 2nd base as well as his end of a run-down. Once the ground ball is fielded, U3 is now responsible for plays at 2nd and 3rd base and he will have to split the difference between the two bases. If the ground ball gets through the infield, refer to 3U-10

**SITUATION 3U-9**  
**GROUND BALL OR BUNT TO THE INFIELD**



**SITUATION 3U-10**  
**BASE HIT OR EXTRA BASE HIT TO THE OUTFIELD**

---

**PLATE UMPIRE**

---

PU is responsible for all **fair/foul** decisions on the 3<sup>rd</sup> base line; he must be in a set position on the line or on 3<sup>rd</sup> base line extended if needed. PU will exit the catcher left and immediately head towards 3<sup>rd</sup> base in foul territory approximately 3-6' off the foul line to a spot  $\frac{3}{4}$  of the way to 3<sup>rd</sup> base. PU will communicate, **"I've got 3<sup>rd</sup> if he comes"**. Once PU reads there will be a play (ball and runner) he will head in to the cut-out area communicating **"I've got 3<sup>rd</sup>"**. PU will remain in the area of 3<sup>rd</sup> base and is responsible for all plays at 3<sup>rd</sup> and his end of a run-down between 2<sup>nd</sup> and 3<sup>rd</sup>. If a run-down develops between 3<sup>rd</sup> and home, he is responsible for it until U1 is able to take the other half.

---

**U1**

---

U1 is responsible for all **fair/foul** decisions at, or past, 1<sup>st</sup> base. U1 will then move in to foul territory in the direction of home plate hesitating in the vicinity of 1<sup>st</sup> base. U1 is responsible for the batter-runner touching 1<sup>st</sup> base and any possible obstructions. Once U1 ensures that R1 has committed to 3<sup>rd</sup> base, U1 will continue in foul territory to home plate for any possible plays. U1 must communicate, **"I've got the plate"** to his partners. U1 should attempt to get to a position at 1<sup>st</sup> base line extended to read any throws for a play at the plate and adjust accordingly. Should R1 not commit to 3<sup>rd</sup> base, U1 would remain at 1<sup>st</sup> base and be responsible for all plays there.

---

**U3**

---

U3 will step up, turn and face the ball with his chest. U3 will aggressively move in to the working area, without back-stepping. From the working area, U3 is responsible for plays at 2<sup>nd</sup> base and any possible obstructions in that area. Once R1 commits to 3<sup>rd</sup> base, U3 must visually confirm that PU is on the way to 3<sup>rd</sup> base. U3 then becomes responsible for the batter-runner and all plays on the batter-runner at either 1<sup>st</sup> or 2<sup>nd</sup> base. Wherever the batter-runner ends up, U3 would be responsible for his half of a run-down between 2<sup>nd</sup> and 3<sup>rd</sup>.

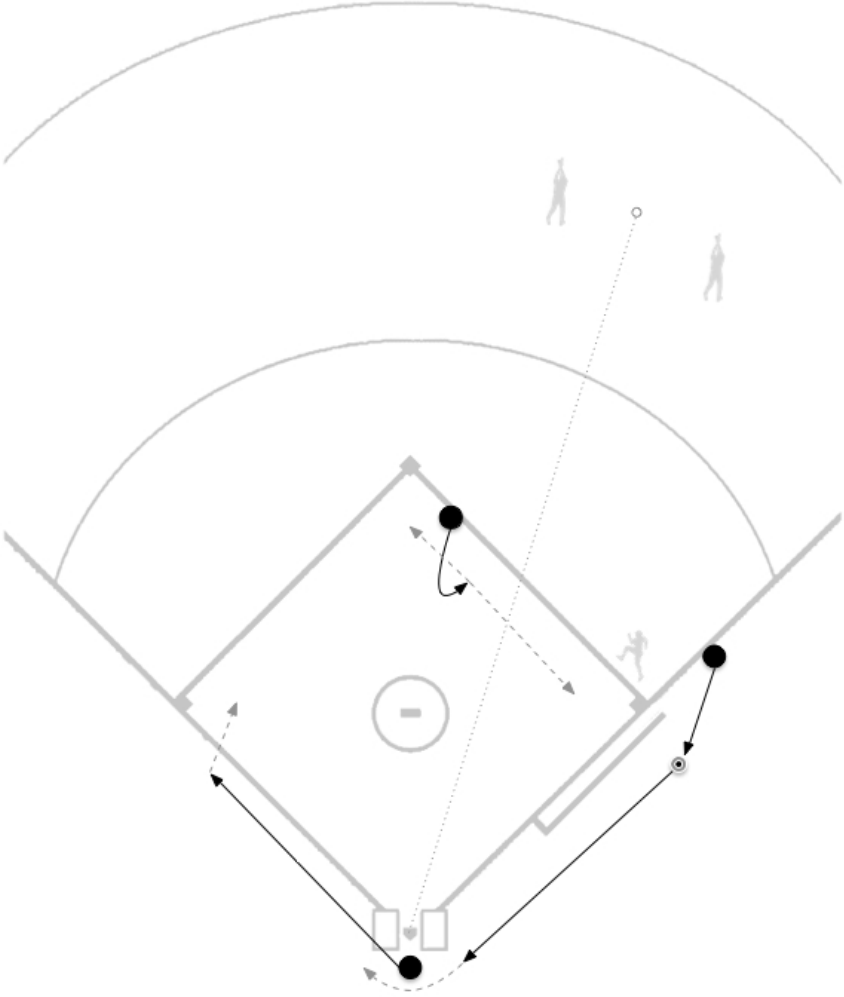
---

**NOTES**

---

It is essential that all umpires communicate verbally and visually with each other to ensure a successful rotation. As a crew, communication prior to the play using a pre-arranged signal will act as a reminder that there is a possible rotation.

**SITUATION 3U-10**  
**BASE HIT OR EXTRA BASE HIT TO THE OUTFIELD**



**SITUATION 3U-11**  
**RESPONSIBILITIES ON A FLY BALL TO THE OUTFIELD**

**PLATE UMPIRE**

PU is responsible for all fly balls, which take the left fielder towards the foul line and in to foul territory. PU is responsible for all **fair/foul** and **catch/no catch** calls down the 3<sup>rd</sup> base line.

**U1**

U1 is responsible for all fly balls hit directly at the center fielder and all fly balls, which take the center fielder towards the right field foul line. U1 is responsible for all fly balls towards right field, including foul territory. He is responsible for all **fair/foul** and **catch/no catch** calls in that area.

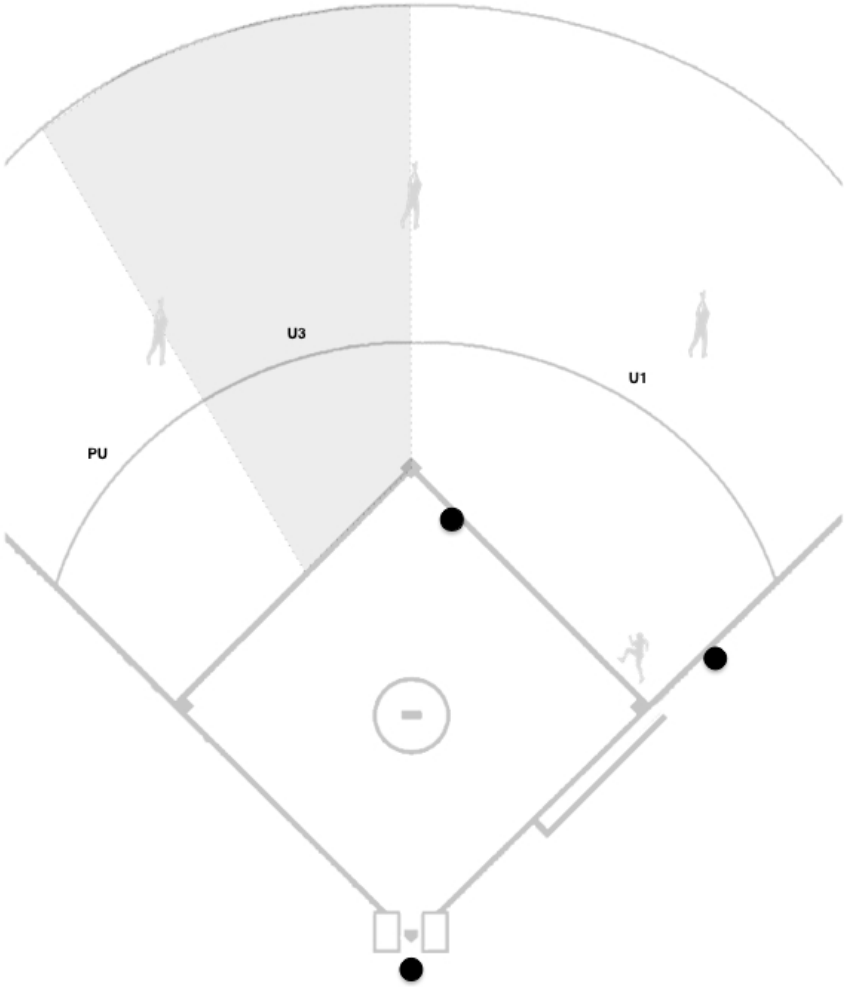
**U3**

U3 is responsible for all fly balls which take the center fielder towards left field and all fly balls directly at the left fielder or which take him towards center field. U3 will not leave the infield from this position no matter how many outs. Should there be a trouble ball within that area, U3 will go to a position at the grass dirt line to make any **catch/no catch** calls

**NOTES**

The responsibility of a fly ball hit directly at the center fielder belongs to U1, and not U3, as U1 has the best possible angle for any trouble balls, which may be short hopped by the center fielder. U3 might be closer but is looking straight at the center fielder and therefore has no angle. These responsibilities should be reviewed prior to the game by the crew. Any time an infielder turns his back to the infield, it should be treated as a fly ball to the outfield in terms of responsibilities.

**SITUATION 3U-11**  
**RESPONSIBILITIES ON A FLY BALL TO THE OUTFIELD**



**SITUATION 3U-12**  
**RESPONSIBILITIES ON LINE DRIVES OR FLY BALLS TO THE INFIELD**

---

**PLATE UMPIRE**

---

PU is responsible for all fly balls to the pitcher and catcher. He is also responsible for fly balls, which take the 3<sup>rd</sup> baseman towards the foul line. PU is responsible for all **fair/foul** decisions on the 3<sup>rd</sup> base line and anything up to the 1<sup>st</sup> base bag on the 1<sup>st</sup> base line. PU is responsible for all line drives to the pitcher and a line drive, which takes the 3<sup>rd</sup> baseman towards the 3<sup>rd</sup> base line.

**U1**

---

U1 is responsible for all fly balls and line drives, which take the first baseman towards the first base line. He is responsible for **catch/no catch** calls and any **fair/foul** call, which is at the base or beyond.

**U3**

---

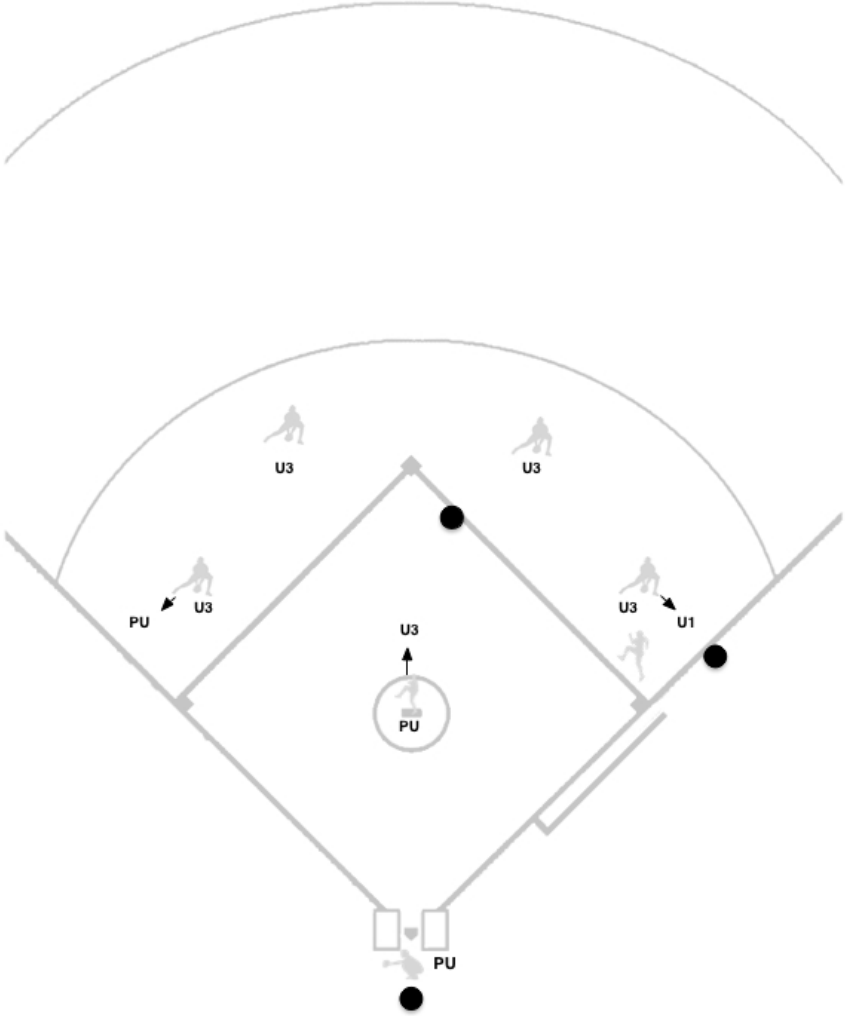
U3 is responsible for all fly balls and line drives between the 3<sup>rd</sup> baseman and the 1<sup>st</sup> baseman but has no fair/foul responsibilities from this position. U3 will also take responsibility for a fly ball behind the pitcher's mound.

**NOTES**

---

It is important that a crew use visual and verbal communication with each other prior to signaling a call. There are times, specifically with line drives, where another umpire might have a better angle to assist with making a catch/no catch call. As a crew, these responsibilities should be discussed prior to a game, as well as what to do should a situation arise where another umpire might have information to assist the umpire responsible for the call.

**SITUATION 3U-12**  
**RESPONSIBILITIES ON LINE DRIVES OR FLY BALLS TO THE INFIELD**





**SITUATION 3U-13**  
**FLY BALL TAKING LEFT FIELDER TOWARDS LEFT FIELD LINE**

**PLATE UMPIRE**

PU will exit the catcher left and immediately head down the 3<sup>rd</sup> base line. PU will communicate to his partners, **“I’ve got the ball”**. PU is responsible for the **fair/foul** and **catch/no catch** call. PU will get as much distance as possible towards the  $\frac{3}{4}$  point to 3<sup>rd</sup> base and come to a standing set position to make a call. If the ball is caught, PU will give a mechanic, and after seeing the release of the throw from the outfielder, PU will return to the home plate area and communicate that to his partners. If the ball is not caught, PU will give a mechanic and remain at the  $\frac{3}{4}$  point as he would in 3U-10.

**U1**

U1 will move aggressively in to foul territory, taking a position, which allows him to line-up the catch and R1 possibly tagging up. U1 would be responsible for plays back in to 1<sup>st</sup> base on R1. If the ball is not caught, refer to 3U-10.

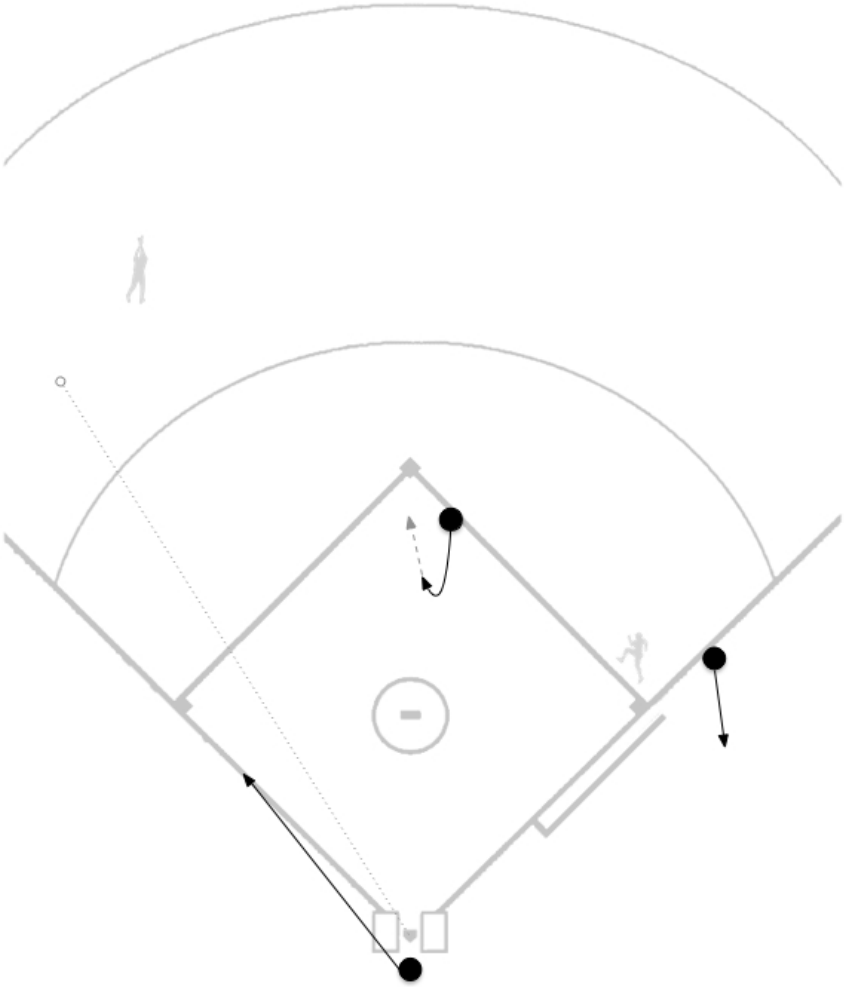
**U3**

U3 will step up, turn and face the ball with his chest. U3 will aggressively move in to the working area. U3 is responsible for any play at 2<sup>nd</sup> base on R1 tagging up. If the ball is not caught, refer to 3U-10.

**NOTES**

The communication **“I’ve got the ball”** by PU replaces the communication **“I’ve got 3<sup>rd</sup> if he comes”** used in 3U-9. This communication indicates that PU is aware that he is responsible for the **fair/ foul** and **catch/no catch** call along with a possible 1<sup>st</sup> to 3<sup>rd</sup> rotation if the ball is dropped.

**SITUATION 3U-13**  
**FLY BALL TAKING LEFT FIELDER TOWARDS LEFT FIELD LINE**



**SITUATION 3U-14**  
**FLY BALL BETWEEN THE CENTER AND LEFT FIELDERS OR DIRECTLY AT**  
**THE LEFT FIELDER**

---

**PLATE UMPIRE**

---

PU will exit the catcher left and immediately head towards 3<sup>rd</sup> base in foul territory approximately 3-6' off the foul line to a spot  $\frac{3}{4}$  of the way to 3<sup>rd</sup> base. If the ball is caught, he will return to home communicating to his partners. If the ball is dropped, refer to 3U-10.

---

**U1**

---

U1 will move aggressively in to foul territory, taking a position, which allows him to line-up the catch, and R1 possibly tagging up. U1 would be responsible for plays back in to 1<sup>st</sup> base on R1. If the ball is not caught, refer to 3U-10.

---

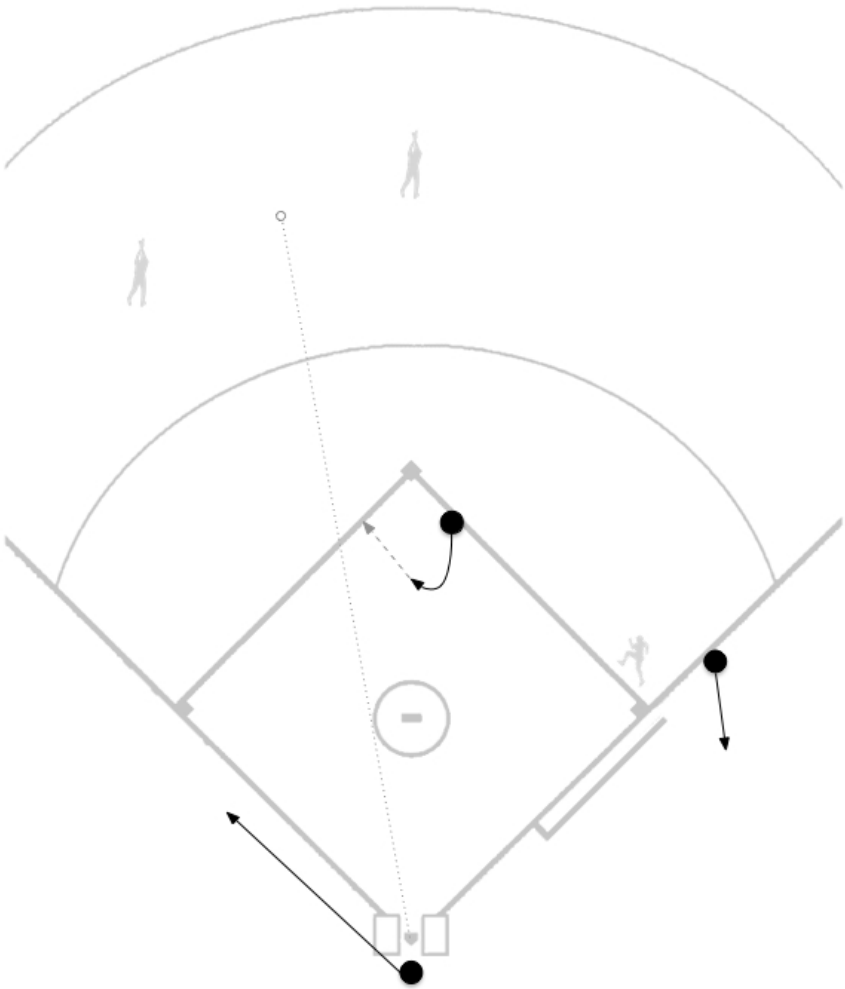
**U3**

---

U 3 will step up, turn and face the ball with his chest. U3 will aggressively move in to the working area, without back-stepping. U3 is responsible for the **catch/no catch** call. If U3 reads the fly ball to be a trouble ball, he will move to the edge of the grass dirt line and take a standing set to make the call. U3 must aggressively signal the catch/no catch with a mechanic and voice. U3 will not leave the infield in this situation. U3 is responsible for any play at 2<sup>nd</sup> on R1 tagging. If the ball is dropped, a signal should be made and U3 will aggressively move in to the working area and refer to 3U-10.

**SITUATION 3U-14**

**FLY BALL BETWEEN THE CENTER AND LEFT FIELDS OR DIRECTLY AT THE LEFT FIELDER**



**SITUATION 3U-15**  
**FLY BALL DIRECTLY AT THE CENTER FIELDER OR BETWEEN THE**  
**CENTER AND RIGHT FIELDERS**

---

**PLATE UMPIRE**

---

PU will exit the catcher left and immediately head towards 3<sup>rd</sup> base in foul territory approximately 3-6' off the foul line to a spot  $\frac{3}{4}$  of the way to 3<sup>rd</sup> base. If the ball is caught, he will return to home communicating to his partners. If the ball is dropped he is responsible for all plays on R1 at 3<sup>rd</sup> base or at home plate. PU must read the play in order to anticipate whether there will be a possible play, either 3<sup>rd</sup> or home, and communicate to U3 whether he will stay at 3<sup>rd</sup> or return home. If PU enters the cut-out for a play on R1 at 3<sup>rd</sup> and a subsequent play develops at home, PU will remain in fair territory in returning home.

**U1**

---

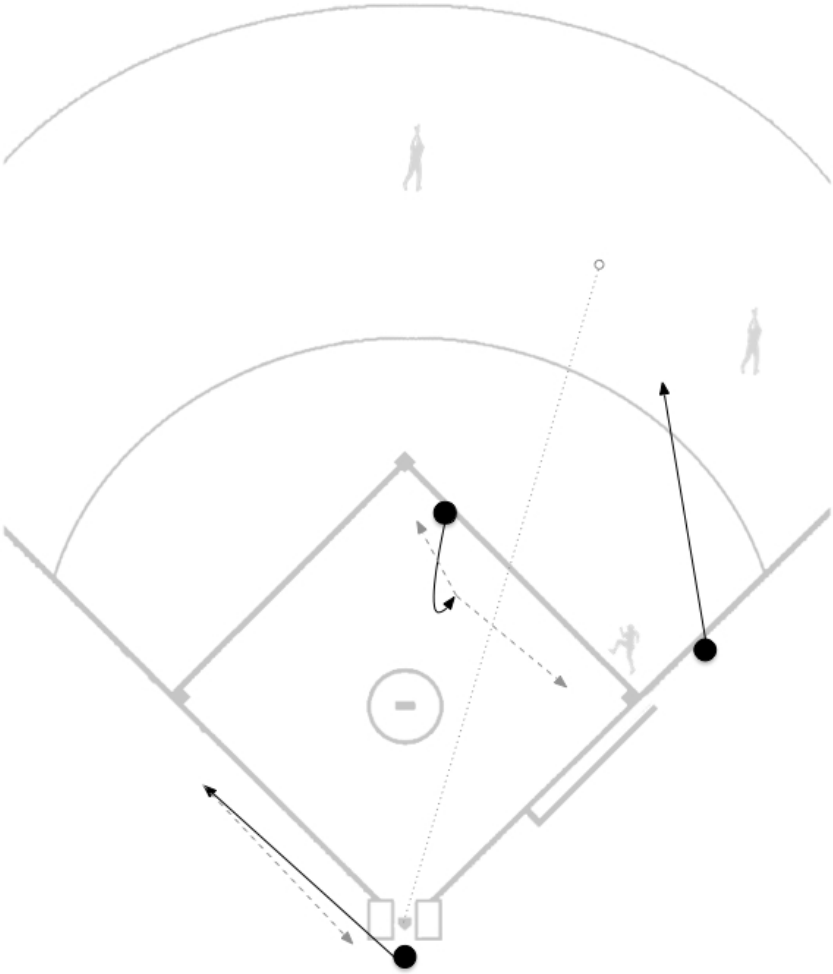
U1 lets his partners know he is responsible for the fly ball by verbalizing, **"I'm going out"**. U1 is responsible for the **fair/foul** and **catch/no catch** calls. U1 must get as much distance as possible while creating the best angle to make the calls; if necessary, U1 should sacrifice some distance to get the best possible angle. U1 must be stopped and in a standing set to make any calls. If the fly ball is in the vicinity of the fair/foul line, U1 must be set and straddling the line. When U1 goes out in this situation, he stays out until the play is complete.

**U3**

---

U3 will step up, turn and face the ball with his chest. U3 will aggressively move in to the **working area**, without back-stepping, to a position, which splits the difference between 1<sup>st</sup> and 2<sup>nd</sup> base. From there U3 is responsible for R1 tagging up and any possible plays returning to 1<sup>st</sup> base. If the ball is dropped, U3 is responsible for R1 at 2<sup>nd</sup> base and all plays on the batter-runner at 1<sup>st</sup>, 2<sup>nd</sup>, and 3<sup>rd</sup>.

**SITUATION 3U-15**  
**FLY BALL DIRECTLY AT THE CENTER FIELDER OR BETWEEN THE**  
**CENTER AND RIGHT FIELDERS**



**SITUATION 3U-16**  
**FLY BALL DIRECTLY AT THE RIGHT FIELDER OR TAKING THE RIGHT**  
**FIELDER TOWARD THE RIGHT FIELD LINE**

**PLATE UMPIRE**

PU will exit the catcher left and immediately head towards 3<sup>rd</sup> base in foul territory approximately 3-6' off the foul line to a spot  $\frac{3}{4}$  of the way to 3<sup>rd</sup> base. If the ball is caught, he will return to home communicating to his partners. If the ball is dropped he is responsible for all plays on R1 at 3<sup>rd</sup> base or at home plate. PU must read the play in order to anticipate whether there will be a possible play, either 3<sup>rd</sup> or home, and communicate to U3 whether he will stay at 3<sup>rd</sup> or return home. If PU enters the cut-out for a play on R1 at 3<sup>rd</sup> and a subsequent play develops at home, PU will remain in fair territory in returning home.

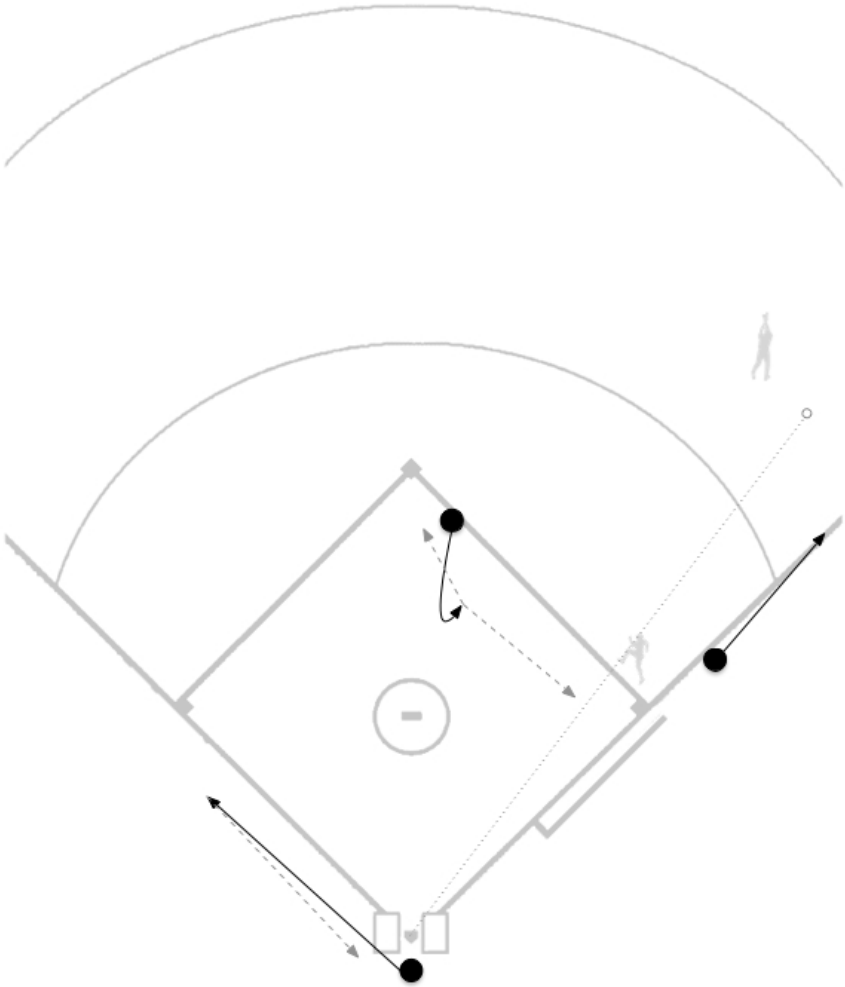
**U1**

U1 lets his partners know he is responsible for the fly ball by verbalizing, **"I'm going out"**. U1 is responsible for the **fair/foul** and **catch/no catch** calls. U1 must get as much distance as possible while creating the best angle to make the calls; if necessary, U1 should sacrifice some distance to get the best possible angle. U1 must be stopped and in a standing set to make any calls. If the fly ball is in the vicinity of the fair/foul line, U1 must be set and straddling the line. When U1 goes out in this situation, he stays out until the play is complete.

**U3**

U3 will step up, turn and face the ball with his chest. U3 will aggressively move in to the **working area**, without back-stepping, to a position, which splits the difference between 1<sup>st</sup> and 2<sup>nd</sup> base. From there U3 is responsible for R1 tagging up and any possible plays returning to 1<sup>st</sup> base. If the ball is dropped, U3 is responsible for R1 at 2<sup>nd</sup> base and all plays on the batter-runner at 1<sup>st</sup>, 2<sup>nd</sup>, and 3<sup>rd</sup>.

**SITUATION 3U-16**  
**FLY BALL DIRECTLY AT THE RIGHT FIELDER OR TAKING THE RIGHT**  
**FIELDER TOWARD THE RIGHT FIELD LINE**





---

## R1 ONLY

---

### SITUATION 3U-17 STEAL OF 2ND BASE

---

#### PLATE UMPIRE

---

PU is responsible for calling and signaling the pitch. PU will carefully watch for the **batter interfering** with the catcher's throw to 2<sup>nd</sup>. If PU feels the situation is questionable as to whether or not the batter interfered, it is permissible for PU to acknowledge it by verbalizing, "**That's nothing**", while giving a safe mechanic. PU will remain in the vicinity of home plate and observe the play.

#### U1

---

U1 remains in his starting position. U1 has no other responsibilities unless a run-down develops.

#### U3

---

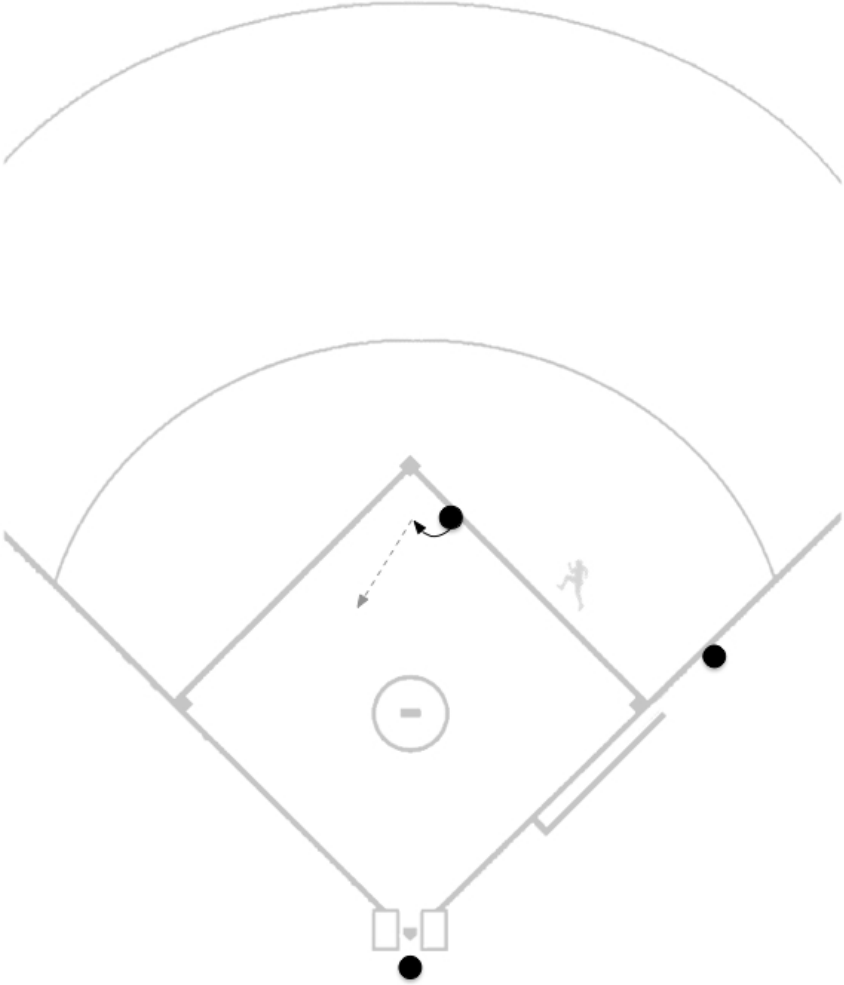
U3 in a deep starting position has the advantage of being able to see R1 either in front of him or with a quick check over his left shoulder. U3 will stand from his hands-on-knees set and read the catcher's throw. With a true throw, U3 will simply turn in to the play as the ball passes and make the call from a set position in the cut-out area. If U3 reads a bad throw, U3 will have to make an adjustment to avoid being struck by the thrown ball while developing the best possible angle to make the call. If there is no play, or the ball gets to the outfield, U3 must immediately bounce ahead of the runner to the 3<sup>rd</sup> base side in case a subsequent play develops at 3<sup>rd</sup> base.

#### NOTES

---

With less than 2 out, once R1 reaches 2<sup>nd</sup> base safely and the play is complete, U1 will move in to the infield to replace U3 while verbalizing, "**I've got 2<sup>nd</sup>**".

**SITUATION 3U-17**  
**STEAL OF 2ND BASE**



**SITUATION 3U-18**  
**RUN-DOWN BETWEEN 1ST AND 2ND BASE**

---

**PLATE UMPIRE**

---

PU will remove his mask and head to a position in the vicinity of 1<sup>st</sup> base line extended, approximately 15' away from home plate. PU is responsible for any overthrows, which may go out of play, and any subsequent plays at home. If the run-down is the result of a pick off from the catcher, PU is responsible for calling and signaling the pitch as well as carefully watching for the batter interfering with the catcher's throw to 1<sup>st</sup>.

---

**U1**

---

U1 is responsible for his half of the run-down. U1 will remain on the outfield side of the run-down and will communicate, **"I've got this half"** to U3. U1 should take a position approximately 1/4 of the way towards 2<sup>nd</sup> base, the midpoint of his end of the run-down. If R1 safely reaches 2<sup>nd</sup> and commits to 3<sup>rd</sup>, U1 should move towards 2<sup>nd</sup> base and would assume that half of a run-down between 2<sup>nd</sup> and 3<sup>rd</sup>. U1 must again communicate with U3 that he is assuming that half of the subsequent run-down.

---

**U3**

---

U3 is responsible for his half of the run-down. U3 will remain on the infield side of the run-down and will communicate, **"I've got this half"** to U1. U3 should take a position approximately 3/4 of the way towards 2<sup>nd</sup> base, the midpoint of his end of the run-down. If R1 continues to 3<sup>rd</sup> base, U3 is responsible for plays at 2<sup>nd</sup> and 3<sup>rd</sup> base until U1 communicates that he is taking responsibility for half of the subsequent run-down between 2<sup>nd</sup> and 3<sup>rd</sup> base.

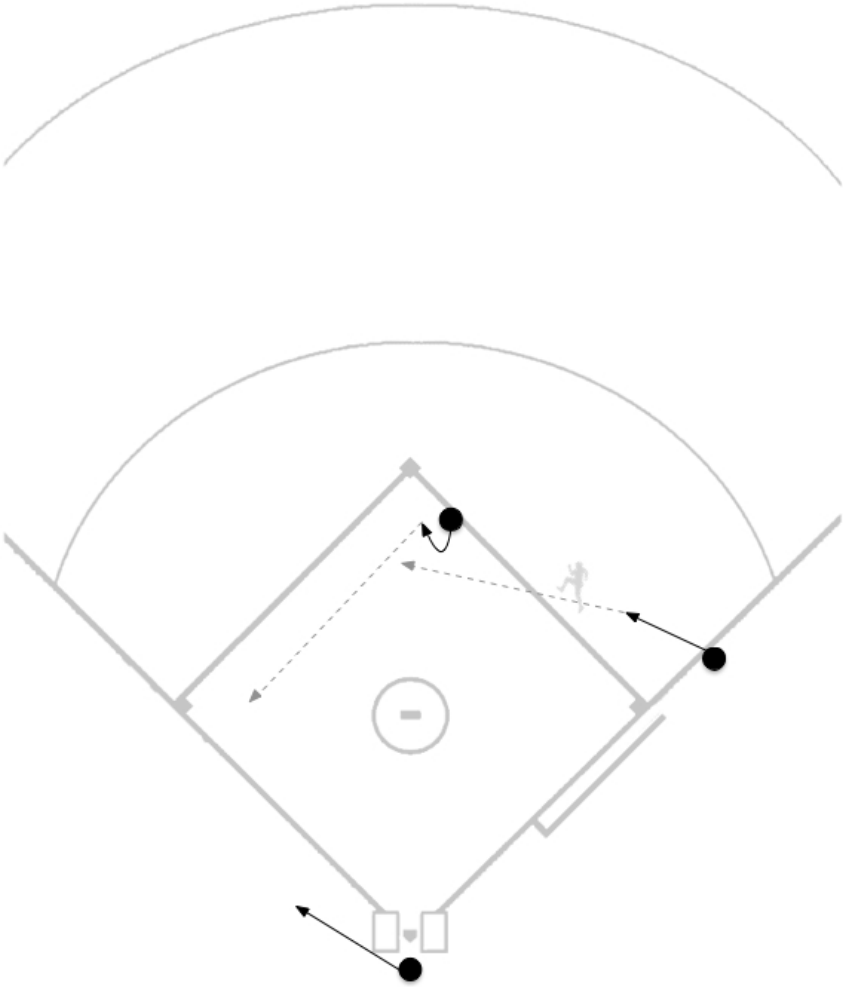
---

**NOTES**

---

The majority of run-downs will be the result of a pick-off by the pitcher. Although umpires in certain positions have a better opportunity to see certain balks, ALL umpires must be continually watching the pitcher's actions.

**SITUATION 3U-18  
RUN-DOWN BETWEEN 1ST AND 2ND BASE**





**R1 & R3**

---

**CONTENTS**

---

---

<b>SITUATION 3U-19</b>	<b>BASIC POSITIONS</b>
<b>SITUATION 3U-20</b>	<b>GROUND BALL OR BUNT TO THE INFIELD</b>
<b>SITUATION 3U-21</b>	<b>BASE HIT OR EXTRA BASE HIT TO THE OUTFIELD</b>
<b>SITUATION 3U-22</b>	<b>RESPONSIBILITIES ON A FLY BALL TO THE OUTFIELD</b>
<b>SITUATION 3U-23</b>	<b>RESPONSIBILITIES ON LINE DRIVES OR FLY BALLS TO THE INFIELD</b>
<b>SITUATION 3U-24</b>	<b>FLY BALL TAKING THE LEFT FIELDER TOWARDS THE LEFT FIELD LINE</b>
<b>SITUATION 3U-25</b>	<b>FLY BALL BETWEEN THE CENTER FIELDER AND LEFT FIELDER OR DIRECTLY AT THE LEFT FIELDER</b>
<b>SITUATION 3U-26</b>	<b>FLY BALL DIRECTLY AT THE CENTER FIELDER OR BETWEEN THE CENTRE AND RIGHT FIELDERS</b>
<b>SITUATION 3U-27</b>	<b>FLY BALL DIRECTLY TAKING THE RIGHT FIELDER TOWARDS THE RIGHT FIELD LINE</b>
<b>SITUATION 3U-28</b>	<b>STEAL OF 2ND BASE</b>
<b>SITUATION 3U-29</b>	<b>RUN-DOWN BETWEEN 1ST AND 2ND BASE</b>
<b>SITUATION 3U-30</b>	<b>RUN-DOWN BETWEEN 3RD BASE AND HOME PLATE</b>

---

**SITUATION 3U-19**  
**BASIC POSITIONS**

---

**PLATE UMPIRE**

---

PU stands in the slot behind the catcher until the batter hits the ball. The **box** and the **scissors** stance are acceptable for calling balls and strikes. This position is referred to as **P1**.

---

**U1**

---

U1 sets up 10-12' behind the 1<sup>st</sup> baseman holding on R1. If the 1<sup>st</sup> baseman is not holding on R1 then refer to 3U-1. U1 should be completely in foul territory. U1 may angle his feet slightly towards the pitcher's mound as long as when the pitch is delivered, his shoulders and head are square to home plate. U1 should assume a hands-on-knees **set position** as the pitcher is *touching the rubber* and remain there as the pitch is delivered. U1 should not have to move to make a decision on a pick-off play at 1<sup>st</sup> base from this position. This position is referred to as **P2**.

---

**U3**

---

U3 sets up on the 3<sup>rd</sup> base side of the mound, using a guide line from the edge of home plate past the edge of the 18' pitching circle, and midway between the back edge of the 18' pitching circle and the 2<sup>nd</sup> base **cut-out** area. U3 will assume a hands-on-knees **set position** as the pitcher is *touching the rubber* and remain there until the pitch is delivered, or the pitcher disengages the rubber. U3 will be square to the batter in this starting position. This position is referred to as **P4**.

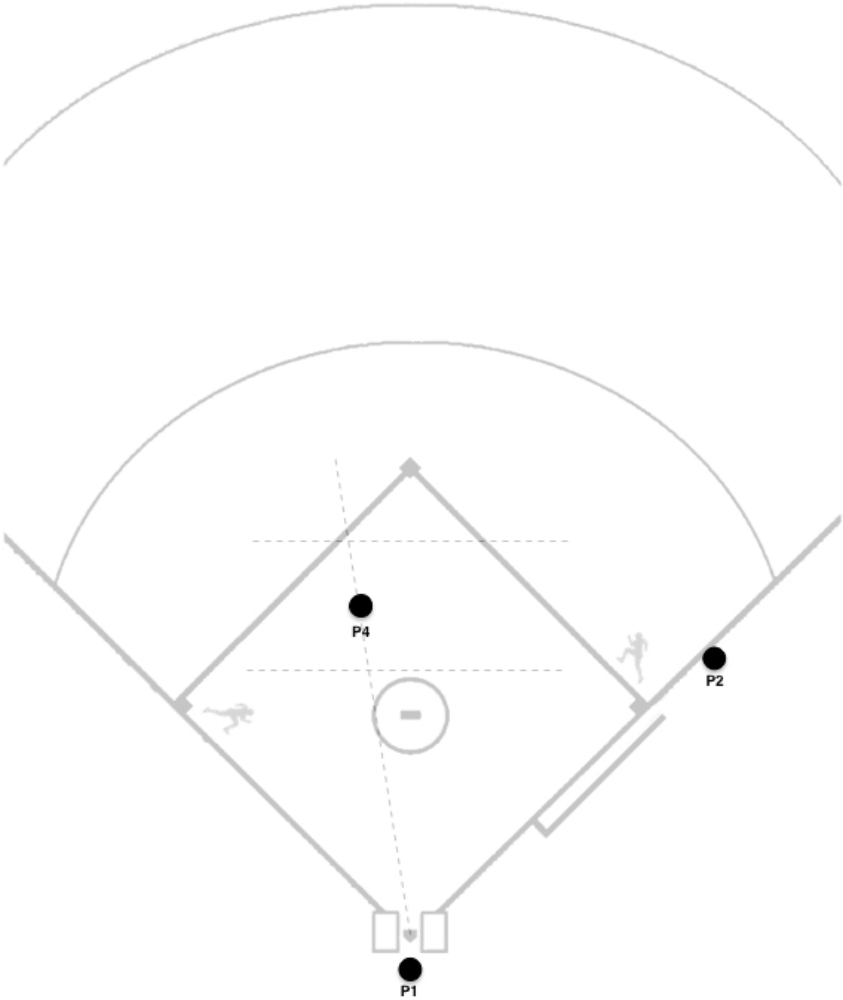
---

**NOTES**

---

Unlike with R1 only (Situation 3U-8), there is no option for U3 as to which side he may elect to take a starting position on; he **MUST** start on the 3<sup>rd</sup> base side in P4.

**SITUATION 3U-19  
BASIC POSITIONS**





**SITUATION 3U-20**  
**GROUND BALL OR BUNT TO THE INFIELD**

---

**PLATE UMPIRE**

---

PU is responsible for all **fair/foul** decisions on the 3<sup>rd</sup> base line and all **fair/foul** decisions up to the 1<sup>st</sup> base bag on the 1<sup>st</sup> base line. PU must quickly **pause, read, and react** to determine if there will be a play at home. If there is a play at home, PU will take a position on 1<sup>st</sup> or 3<sup>rd</sup> base line extended based on where the throw originates. If there is no play at home, PU will move towards a position in the vicinity of 1st base line extended, approximately 15' away from home plate and is responsible for watching R3 touch home. Should a run-down develop between 3<sup>rd</sup> and home, he would be responsible for his half of the run-down. If the ball is fielded in the infield, PU will remain at home plate. If the batted ball gets through the infield, PU will continue to 3<sup>rd</sup> base, see 3U-21.

---

**U1**

---

U1 is responsible for any **fair/foul** decisions at first base or beyond. U1 should take a read step with his left foot forward opening up to the infield, allowing him to **pause, read, and react** to the play. From that position U1 will move to a spot approximately 12-15' from 1<sup>st</sup> base creating a 90-degree angle from where the throw is originating and squaring his legs and body to the base. U1 will watch the release of the ball by the fielder, and after ensuring it is a true throw, come to a set position, turning and squaring his head and shoulders to the base. If U1 reads that the throw from the fielder is not a true throw, he will remain in a standing position and take a step in whatever direction necessary to create the best angle possible to make the call on a possible swipe tag or to see whether the fielder pulled his foot off the base. U1 should always be in fair territory unless he reads "**pressure**" from the 2<sup>nd</sup> baseman moving towards him, or in some cases when the throw originates in foul territory between home and 1<sup>st</sup> base. If the ball gets through the infield without being fielded, refer to 3U-18. Once the ball is fielded by an infielder, there would no longer be a 1<sup>st</sup> to 3<sup>rd</sup> rotation as in 3U-21.

---

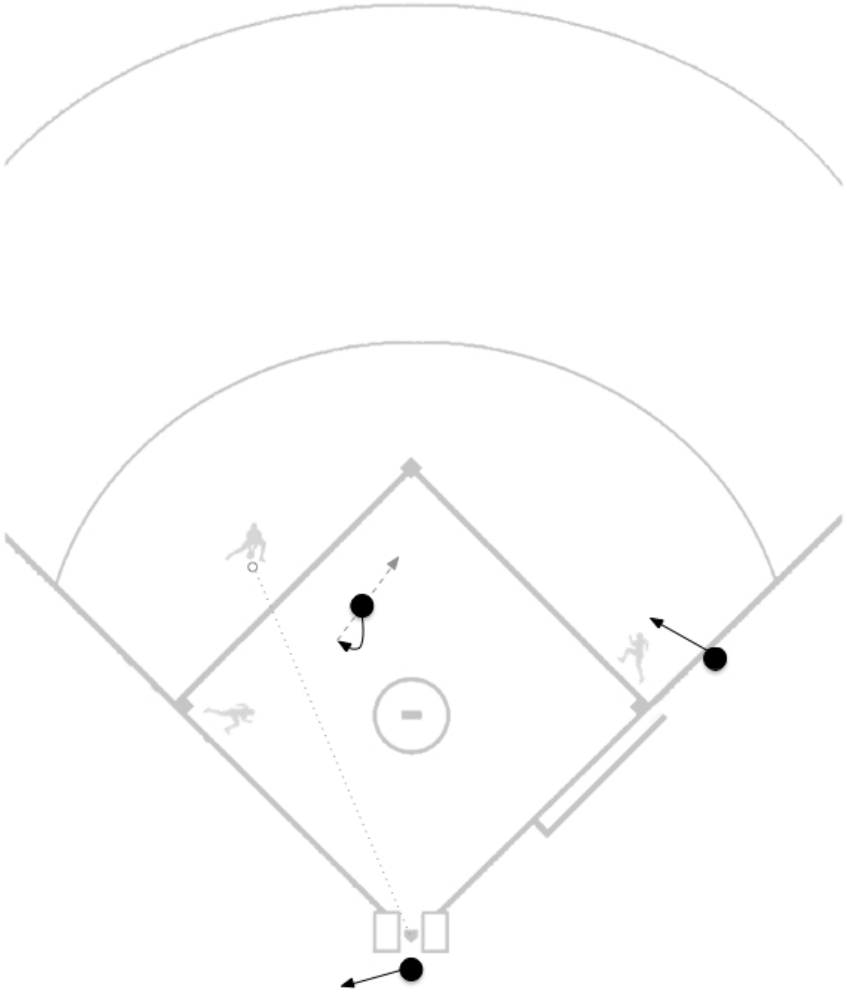
**U3**

---

U3 will step-up, turn and face the ball with his chest. If there is a play at 2<sup>nd</sup> base, U3 should take a few aggressive steps towards the 2<sup>nd</sup> base cut-out area and come to a standing set position for the play. If the play is to 1<sup>st</sup> base, U3 should remain in the working area on the 3<sup>rd</sup> base side of the mound staying ahead of the R1. Once the ground ball is fielded, U3 is now responsible for plays at 2<sup>nd</sup> and 3<sup>rd</sup> base and

he will have to split the difference between the two bases. If the ground ball gets through the infield, refer to 3U-21.

**SITUATION 3U-20**  
**GROUND BALL OR BUNT TO THE INFIELD**



**SITUATION 3U-21**  
**BASE HIT OR EXTRA BASE HIT TO THE OUTFIELD**

---

**PLATE UMPIRE**

---

PU is responsible for all **fair/foul** decisions on the 3<sup>rd</sup> base line; he must be in a set position on the line or on 3<sup>rd</sup> base line extended if needed. PU will exit the catcher left and immediately head towards 3<sup>rd</sup> base in foul territory approximately 3-6' off the foul line to a spot  $\frac{3}{4}$  of the way to 3<sup>rd</sup> base. PU will communicate, "**I've got 3<sup>rd</sup> if he comes**". While running towards 3<sup>rd</sup> base, PU is responsible for watching R3 touch home plate. Once PU reads there will be a play (ball and runner) he will head in to the cut-out area communicating "**I've got 3<sup>rd</sup>**". PU will remain in the area of 3<sup>rd</sup> base and is responsible for all plays at 3<sup>rd</sup> and his end of a run-down between 2<sup>nd</sup> and 3<sup>rd</sup>. If a run-down develops between 3<sup>rd</sup> and home, he is responsible for it until U1 is able to take the other half.

---

**U1**

---

U1 is responsible for all **fair/foul** decisions at, or past, 1<sup>st</sup> base. U1 will then move in to foul territory in the direction of home plate hesitating in the vicinity of 1<sup>st</sup> base. U1 is responsible for the batter-runner touching 1<sup>st</sup> base and any possible obstructions. Once U1 ensures that R1 has committed to 3<sup>rd</sup> base, U1 will continue in foul territory to home plate for any possible plays. U1 must communicate, "**I've got the plate**" to his partners. U1 should attempt to get to a position at 1<sup>st</sup> base line extended to read any throws for a play at the plate and adjust accordingly.

---

**U3**

---

U3 will step up, turn and face the ball with his chest. U3 will aggressively move in to the working area, without back-stepping. From the working area, U3 is responsible for plays at 2<sup>nd</sup> base and any possible obstructions in that area. Once R1 commits to 3<sup>rd</sup> base, U3 must visually confirm that PU is on the way to 3<sup>rd</sup> base. U3 then becomes responsible for the batter-runner and all plays on the batter-runner at either 1<sup>st</sup> or 2<sup>nd</sup> base. Wherever the batter-runner ends up, U3 should be at the cut-out area of that base. U3 would be responsible for his half of a run-down between 2<sup>nd</sup> and 3<sup>rd</sup>.



**SITUATION 3U-22**  
**RESPONSIBILITIES ON A FLY BALL TO THE OUTFIELD**

---

**PLATE UMPIRE**

---

PU is responsible for all fly balls, which take the left fielder towards the foul line and in to foul territory. PU is responsible for all **fair/foul** and **catch/no catch** calls down the 3<sup>rd</sup> base line.

---

**U1**

---

U1 is responsible for all fly balls hit directly at the center fielder and all fly balls, which take the center fielder towards the right field foul line. U1 is responsible for all fly balls towards right field, including foul territory. He is responsible for all **fair/foul** and **catch/no catch** calls in that area.

---

**U3**

---

U3 is responsible for all fly balls which take the center fielder towards left field and all fly balls directly at the left fielder or which take him towards center field. U3 will not leave the infield from this position no matter how many outs. Should there be a trouble ball within that area, U3 will go to a position at the grass dirt line to make any **catch/no catch** calls.

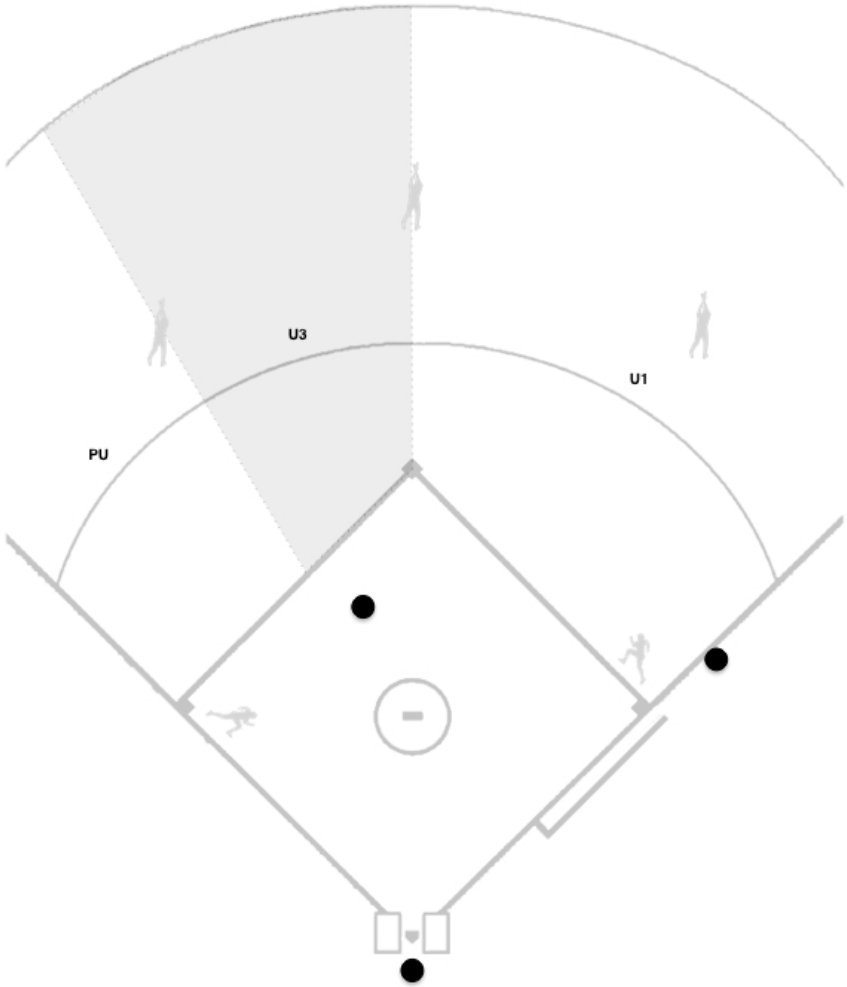
---

**NOTES**

---

The responsibility of a fly ball hit directly at the center fielder belongs to U1, and not U3, as U1 has the best possible angle for any trouble balls, which may short, hopped by the center fielder. U3 might be closer but is looking straight at the center fielder and therefore has no angle. These responsibilities should be reviewed prior to the game by the crew. Any time an infielder turns his back to the infield, it should be treated as a fly ball to the outfield in terms of responsibilities.

**SITUATION 3U-22**  
**RESPONSIBILITIES ON A FLY BALL TO THE OUTFIELD**



**SITUATION 3U-23**  
**RESPONSIBILITIES ON LINE DRIVES OR FLY BALLS TO THE INFIELD**

---

**PLATE UMPIRE**

---

PU is responsible for all fly balls to the pitcher and catcher. He is also responsible for fly balls, which take the 3<sup>rd</sup> baseman towards the foul line. PU is responsible for all **fair/foul** decisions on the 3<sup>rd</sup> base line and anything up to the 1<sup>st</sup> base bag on the 1<sup>st</sup> base line. PU is responsible for all line drives to the pitcher, and line drives, which takes the 3<sup>rd</sup> baseman towards the 3<sup>rd</sup> base line.

---

**U1**

---

U1 is responsible for all fly balls and line drives, which take the first baseman towards the first base line. He is responsible for **catch/no catch** calls and any **fair/foul** call, which is at the base or beyond.

---

**U3**

---

U3 is responsible for all fly balls and line drives between the 3<sup>rd</sup> baseman and the 1<sup>st</sup> baseman but has no fair/foul responsibilities from this position. U3 will also take responsibility for a fly ball behind the pitcher's mound.

---

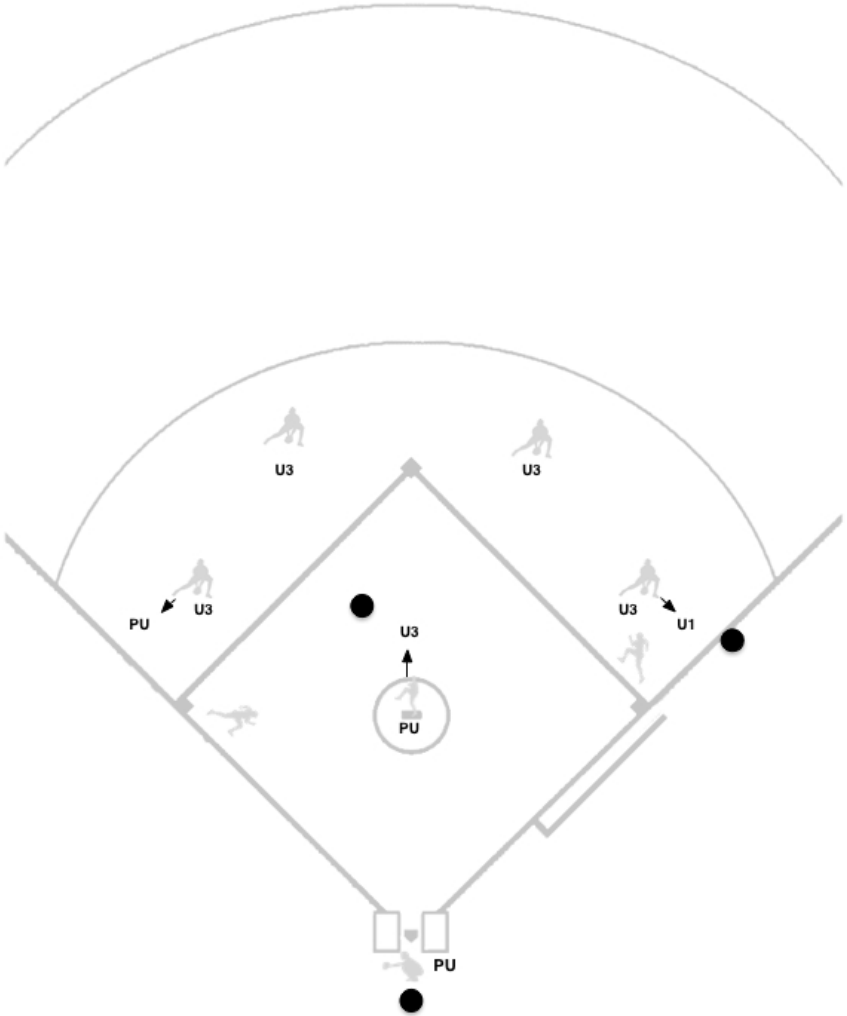
**NOTES**

---

It is important that a crew use visual and verbal communication with each other prior to signaling a call. There are times, specifically with line drives, where another umpire might have a better angle to assist with making a catch/no catch call. As a crew, these responsibilities should be discussed prior to a game, as well as what to do should a situation arise where another umpire might have information to assist the umpire responsible for the call.



**SITUATION 3U-23**  
**RESPONSIBILITIES ON LINE DRIVES OR FLY BALLS TO THE INFIELD**



**SITUATION 3U-24**

**FLY BALL TAKING THE LEFT FIELDER TOWARDS THE LEFT FIELD LINE**

---

**PLATE UMPIRE**

---

PU will exit the catcher left and immediately head down the 3<sup>rd</sup> base line. PU will communicate to his partners, “**I’ve got the ball**”. PU is responsible for the **fair/foul** and **catch/no catch** call. PU will get some distance towards the fly ball coming to a set position straddling the foul line; his first priority is **fair/foul** and then **catch/no catch**. From there he is also responsible for lining up R3 tagging up at 3<sup>rd</sup> base. If the ball is caught, PU will give the appropriate mechanics while returning to home plate for a potential play on R3. If the ball is not caught, PU will give a mechanic and refer to 3U-21.

**U1**

---

U1 will move aggressively in to foul territory, taking a position, which allows him to line-up the catch, and R1 possibly tagging up. U1 would be responsible for plays back in to 1<sup>st</sup> base on R1. If the ball is not caught, refer to 3U-21.

**U3**

---

U3 will step up, turn and face the ball with his chest. U3 will aggressively move in to the working area. U3 is responsible for any play at 2<sup>nd</sup> base on R1 tagging up or any play back in to 3<sup>rd</sup> base on R3. If the ball is not caught, refer to 3U-21.

**NOTES**

---

With 1 out, and the fly ball caught, this now becomes a **time play** situation. PU must be aware and get to a position to line up R3 touching home with the play at either 1<sup>st</sup> or 2<sup>nd</sup> base on R1.



**SITUATION 3U-25**  
**FLY BALL BETWEEN THE CENTER FIELDER AND LEFT FIELDER OR**  
**DIRECTLY AT THE LEFT FIELDER**

---

**PLATE UMPIRE**

---

PU exits left and is responsible for R3 tagging up at 3<sup>rd</sup>. PU will get to a position, which allows him to see R3 tagging up at 3<sup>rd</sup> base and the catch in the outfield. PU is responsible for any play at home on R3. PU must remember to balance the distance he gets to line up the tag with being able to return to home plate and get to a position to make a call on R3. If the ball is not caught, refer to 3U-21.

**U1**

---

U1 will move aggressively in to foul territory, taking a position, which allows him to line-up the catch, and R1 possibly tagging up. U1 would be responsible for plays back in to 1<sup>st</sup> base on R1. If the ball is not caught, refer to 3U-21.

**U3**

---

U3 will step up, turn and face the ball with his chest. U3 will aggressively move in to the working area, without back-stepping. U3 is responsible for the **catch/no catch** call. If U3 reads the fly ball to be a trouble ball, he will move to the edge of the grass dirt line and take a standing set to make the call. U3 must aggressively signal the catch/no catch with a mechanic and voice. U3 will not leave the infield in this situation. U3 is responsible for any play at 2<sup>nd</sup> on R1 tagging or any play back in to 3<sup>rd</sup> on R3. If the ball is dropped, a signal should be made and U3 will aggressively move in to the working area and refer to 3U-21.

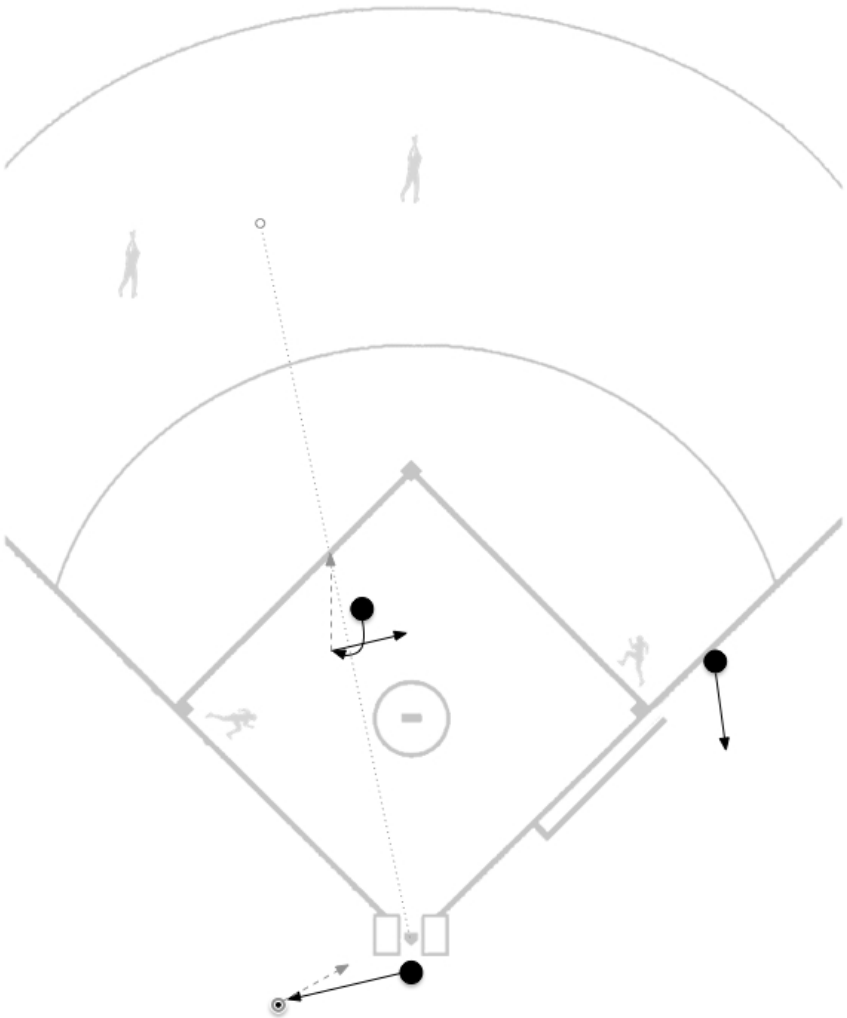
**NOTES**

---

With 1 out, and the fly ball caught, this now becomes a **time play** situation. PU must be aware and get to a position to line up R3 touching home with the play at either 1<sup>st</sup> or 2<sup>nd</sup> base on R1.

**SITUATION 3U-25**

**FLY BALL BETWEEN THE CENTER FIELDER AND LEFT FIELDER OR  
DIRECTLY AT THE LEFT FIELDER**



**SITUATION 3U-26**  
**FLY BALL DIRECTLY AT THE CENTER FIELDER OR BETWEEN THE**  
**CENTRE AND RIGHT FIELDERS**

---

**PLATE UMPIRE**

---

PU exits left and is responsible for R3 tagging up at 3<sup>rd</sup>. PU will get to a position, which allows him to see R3 tagging up at 3<sup>rd</sup> base and the catch in the outfield. PU is responsible for any play at home on R3. PU must remember to balance the distance he gets to line up the tag with being able to return to home plate and get to a position to make a call on R3. If the ball is not caught, PU is responsible for any play on R1 at 3<sup>rd</sup> base or home. PU must communicate his position to U3 in the infield. If PU enters the cut-out area for a play on R1 at 3<sup>rd</sup> and a subsequent play develops at home, PU will remain in fair territory in returning home.

**U1**

---

U1 lets his partners know he is responsible for the fly ball by verbalizing, “**I’m going out**”. U1 is responsible for the **fair/foul** and **catch/no catch** calls. U1 must get as much distance as possible while creating the best angle to make the calls; if necessary, U1 should sacrifice some distance to get the best possible angle. U1 must be stopped and in a standing set to make any calls. If the fly ball is in the vicinity of the fair/foul line, U1 must be set and straddling the line. When U1 goes out in this situation, he stays out until the play is complete.

**U3**

---

U3 will step up, turn and face the ball with his chest. U3 will aggressively move in to the working area, without back-stepping, to a position which splits the difference between 1<sup>st</sup> and 2<sup>nd</sup> base. From there U3 is responsible for R1 tagging up and any possible plays returning to 1<sup>st</sup> base. He would also be responsible for any play on R3 back in to 3<sup>rd</sup> base. If the ball is dropped, U3 is responsible for R1 at 2<sup>nd</sup> base and all plays on the batter-runner at 1<sup>st</sup>, 2<sup>nd</sup>, and 3<sup>rd</sup>. U3 must visually confirm and listen for PU communicating his position.

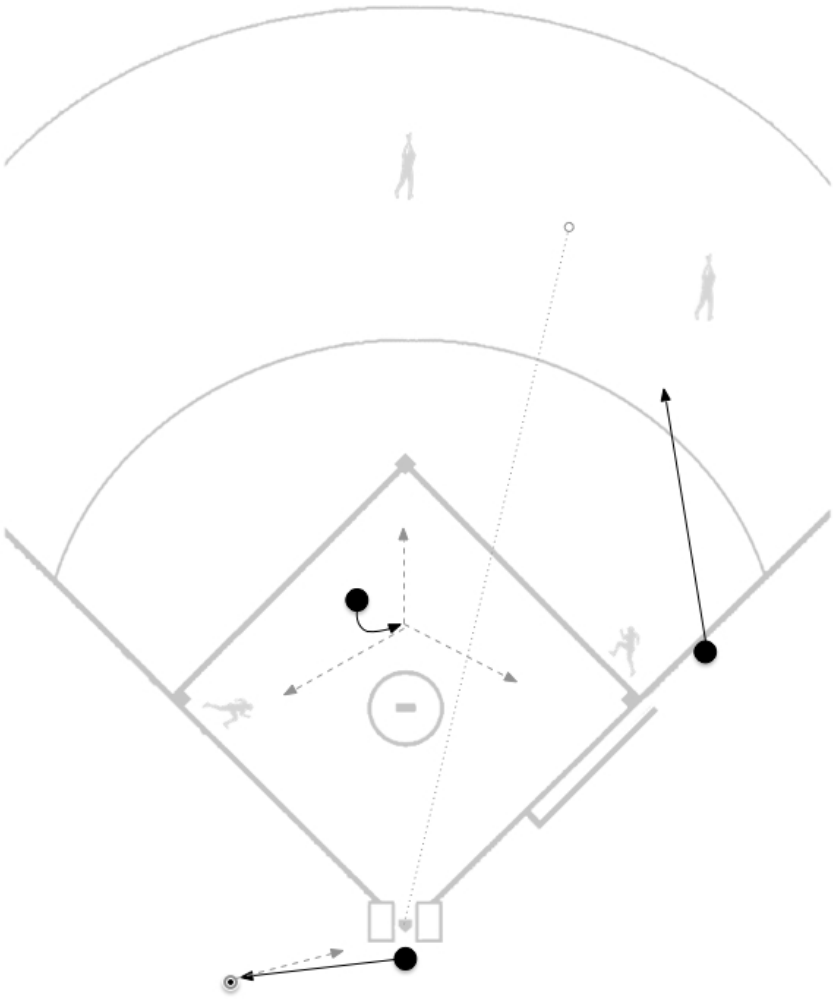
**NOTES**

---

With 1 out, and the fly ball caught, this now becomes a **time play** situation. PU must be aware and get to a position to line up R3 touching home with the play at either 1<sup>st</sup> or 2<sup>nd</sup> base on R1.

**SITUATION 3U-26**

**FLY BALL DIRECTLY AT THE CENTER FIELDER OR BETWEEN THE  
CENTRE AND RIGHT FIELDERS**



**SITUATION 3U-27**

**FLY BALL DIRECTLY TAKING THE RIGHT FIELDER TOWARDS THE RIGHT FIELD LINE**

---

**PLATE UMPIRE**

---

PU exits left and is responsible for R3 tagging up at 3<sup>rd</sup>. PU will get to a position, which allows him to see R3 tagging up at 3<sup>rd</sup> base and the catch in the outfield. PU is responsible for any play at home on R3. PU must remember to balance the distance he gets to line up the tag with being able to return to home plate and get to a position to make a call on R3. If the ball is not caught, PU is responsible for any play on R1 at 3<sup>rd</sup> base or home. PU must communicate his position to U3 in the infield. If PU enters the cut-out area for a play on R1 at 3<sup>rd</sup> and a subsequent play develops at home, PU will remain in fair territory in returning home.

**U1**

---

U1 lets his partners know he is responsible for the fly ball by verbalizing, “**I’m going out**“. U1 is responsible for the **fair/foul** and **catch/no catch** calls. U1 must get as much distance as possible while creating the best angle to make the calls; if necessary, U1 should sacrifice some distance to get the best possible angle. U1 must be stopped and in a standing set to make any calls. If the fly ball is in the vicinity of the fair/foul line, U1 must be set and straddling the line. When U1 goes out in this situation, he stays out until the play is complete.

**U3**

---

U3 will step up, turn and face the ball with his chest. U3 will aggressively move in to the working area, without back-stepping, to a position which splits the difference between 1<sup>st</sup> and 2<sup>nd</sup> base. From there U3 is responsible for R1 tagging up and any possible plays returning to 1<sup>st</sup> base. He would also be responsible for any play on R3 back in to 3<sup>rd</sup> base. If the ball is dropped, U3 is responsible for R1 at 2<sup>nd</sup> base and all plays on the batter-runner at 1<sup>st</sup>, 2<sup>nd</sup>, and 3<sup>rd</sup>. U3 must visually confirm and listen for PU communicating his position.

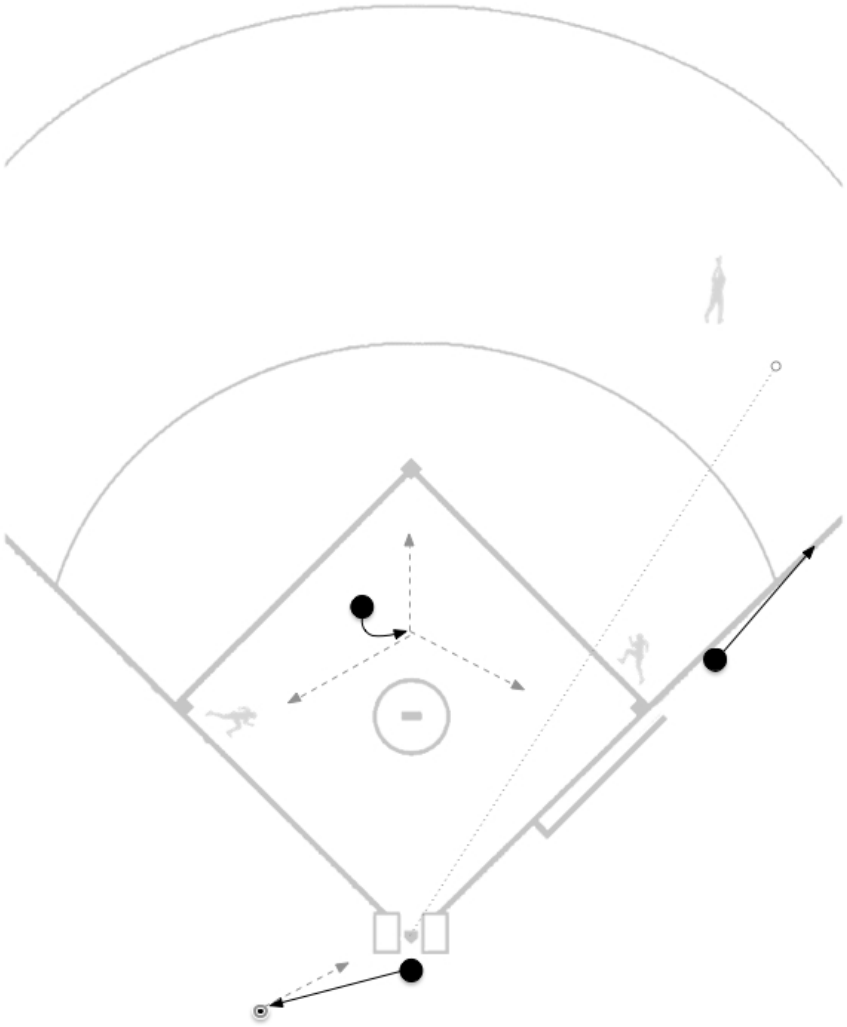
**NOTES**

---

With 1 out, and the fly ball caught, this now becomes a **time play** situation. PU must be aware and get to a position to line up R3 touching home with the play at either 1<sup>st</sup> or 2<sup>nd</sup> base on R1.



**SITUATION 3U-27**  
**FLY BALL DIRECTLY TAKING THE RIGHT FIELDER TOWARDS THE RIGHT**  
**FIELD LINE**



**SITUATION 3U-28**  
**STEAL OF 2ND BASE**

---

**PLATE UMPIRE**

---

PU is responsible for calling and signaling the pitch. PU will carefully watch for the **batter interfering** with the catcher's throw to 2<sup>nd</sup>. If PU feels the situation is questionable as to whether or not the batter interfered, it is permissible for PU to acknowledge it by verbalizing, "**That's nothing**", while giving a safe mechanic. PU will remain in the vicinity of home plate and observe the play. PU must be aware of the possibility that R3 might attempt to steal home once the catcher throws to 2<sup>nd</sup> base. PU would have to react and get to a position to make a call on the play.

**U1**

---

U1 remains in his starting position. U1 has no other responsibilities unless a run-down develops.

**U3**

---

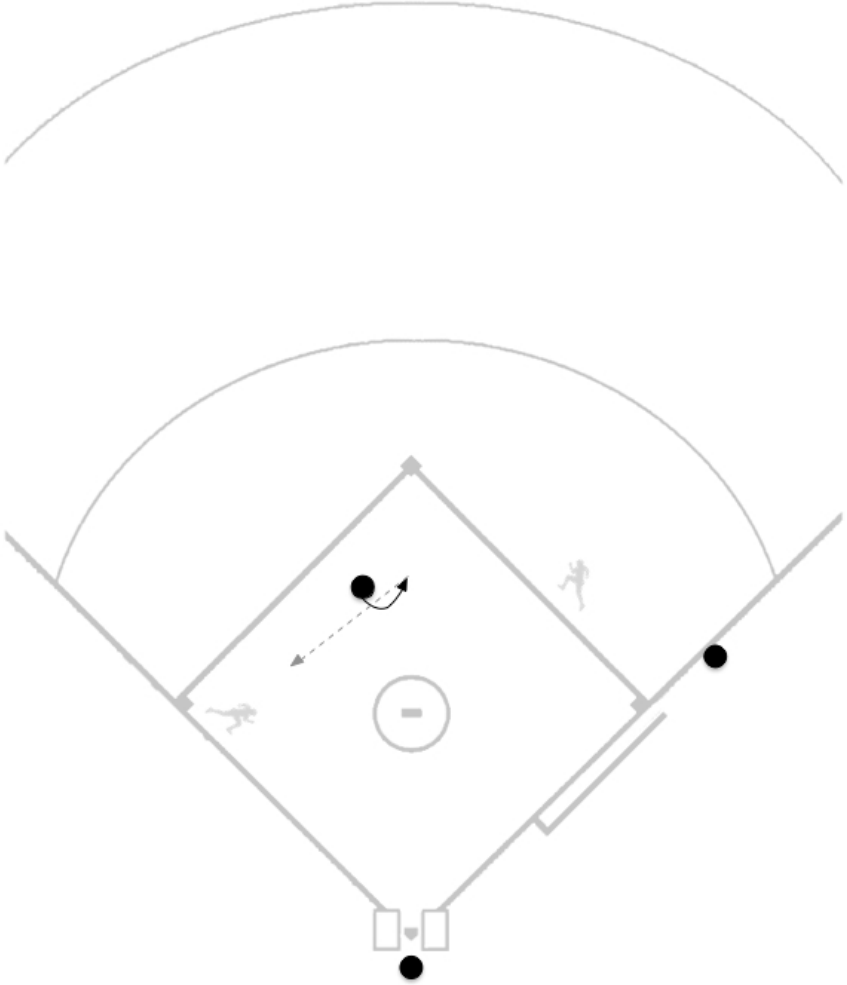
U3, in P4 starting position, has the advantage of being able to see R1 stealing and can confirm it with a quick glance over his left shoulder. U3 will stand from his hands-on-knees set and read the catcher's throw. U3 will take a drop step with his left foot opening towards 1<sup>st</sup> base. U3 will take a few aggressive steps towards 2<sup>nd</sup> base while watching the ball. As the ball passes, he will take a set position ready to make a call. U3 is responsible for all calls at 2<sup>nd</sup> and 3<sup>rd</sup> base.

**NOTES**

---

With less than 2 out, once R1 reaches 2<sup>nd</sup> base safely and the play is complete, U1 will move in to the infield to replace U3 while verbalizing, "**I've got 2<sup>nd</sup>**".

**SITUATION 3U-28**  
**STEAL OF 2ND BASE**



---

**SITUATION 3U-29**  
**RUN-DOWN BETWEEN 1ST AND 2ND BASE**

---

---

**PLATE UMPIRE**

---

PU will remove his mask and remain in the vicinity of home plate. PU must be aware that R3 will often wait until the run-down is underway before breaking for home. If PU moves too far away from home plate, he will not be able to get to the proper position for a play at the plate on R3. PU is responsible for any overthrows, which may go out of play and any plays at home on either runner. If the run-down is the result of a pick off from the catcher, PU is responsible for calling and signaling the pitch as well as carefully watching for the batter interfering with the catcher's throw to 1<sup>st</sup>.

---

**U1**

---

U1 is responsible for his half of the run-down. U1 will remain on the outfield side of the run-down and will communicate, **"I've got this half"** to U3. U1 should take a position approximately  $\frac{1}{4}$  of the way towards 2<sup>nd</sup> base, the midpoint of his end of the run-down. If R1 safely reaches 2<sup>nd</sup> and commits to 3<sup>rd</sup> as a result of R3 attempting to score, U1 should move towards 2<sup>nd</sup> base and would assume that half of a run-down between 2<sup>nd</sup> and 3<sup>rd</sup>. U1 must again communicate with U3 that he is assuming that half of the subsequent run-down.

---

**U3**

---

U3 is responsible for his half of the run-down. U3 will remain on the infield side of the run-down and will communicate, **"I've got this half"** to U1. U3 should take a position approximately  $\frac{3}{4}$  of the way towards 2<sup>nd</sup> base, the midpoint of his end of the run-down. If R1 reaches 2<sup>nd</sup> safely, U3 must split the difference between 2<sup>nd</sup> and 3<sup>rd</sup> base. If a subsequent run-down occurs between 2<sup>nd</sup> and 3<sup>rd</sup> base, U3 is responsible for it until U1 communicates that he is taking responsibility for half of the run-down and moves in to 2<sup>nd</sup> base area.

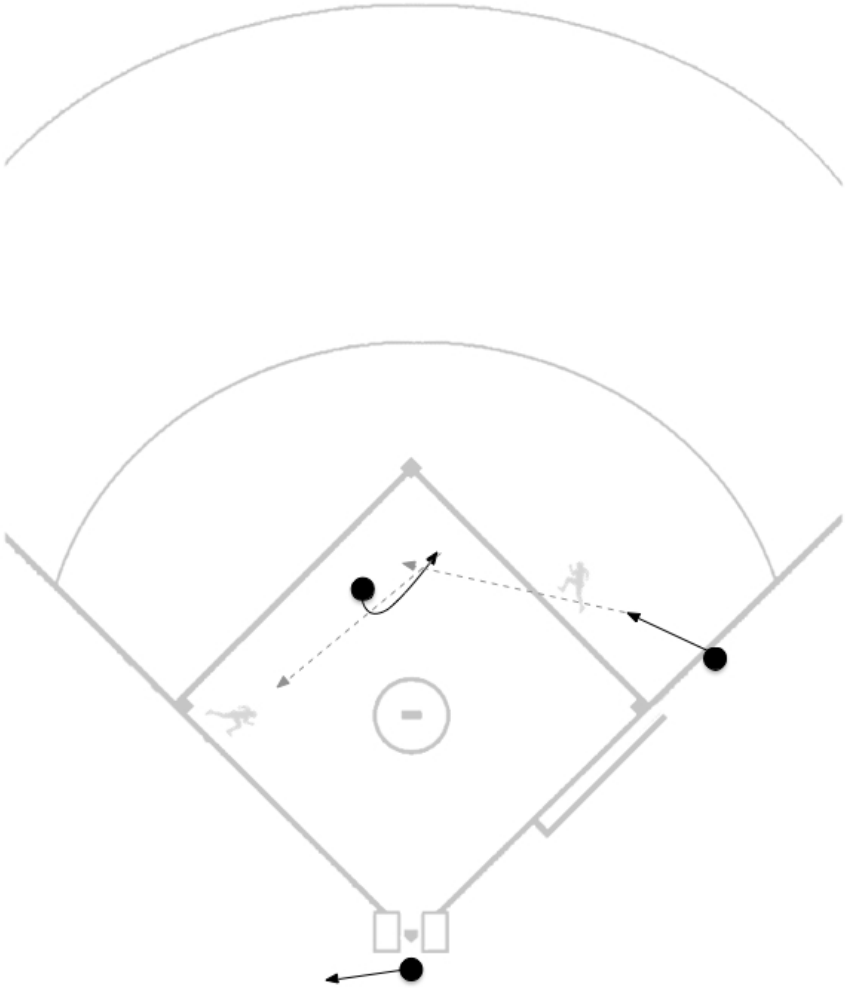
---

**NOTES**

---

Rotations involving run-downs can be complicated and dynamic; it is important that all umpires communicate with each other.

**SITUATION 3U-29**  
**RUN-DOWN BETWEEN 1ST AND 2ND BASE**



**SITUATION 3U-30**  
**RUN-DOWN BETWEEN 3RD BASE AND HOME PLATE**

---

**PLATE UMPIRE**

---

PU will remove his mask and is responsible for his half of the run-down. PU will remain in foul territory on the outside of the run-down and will communicate, **“I’ve got this half”**. PU should take a position approximately  $\frac{1}{4}$  of the way towards 3<sup>rd</sup> base, the midpoint of his end of the run-down. All overthrows are the responsibility of PU.

---

**U1**

---

U1 is responsible for any pick-off plays at 1<sup>st</sup> base. Once U1 recognizes a run-down between 3<sup>rd</sup> base and home, he will immediately enter the infield getting ahead of R1 splitting the distance between 1<sup>st</sup> and 2<sup>nd</sup> base. He would be responsible for plays on R1 at both 1<sup>st</sup> and 2<sup>nd</sup> base. U1 will communicate that he has moved inside the infield and must be careful not to turn his back on the ball.

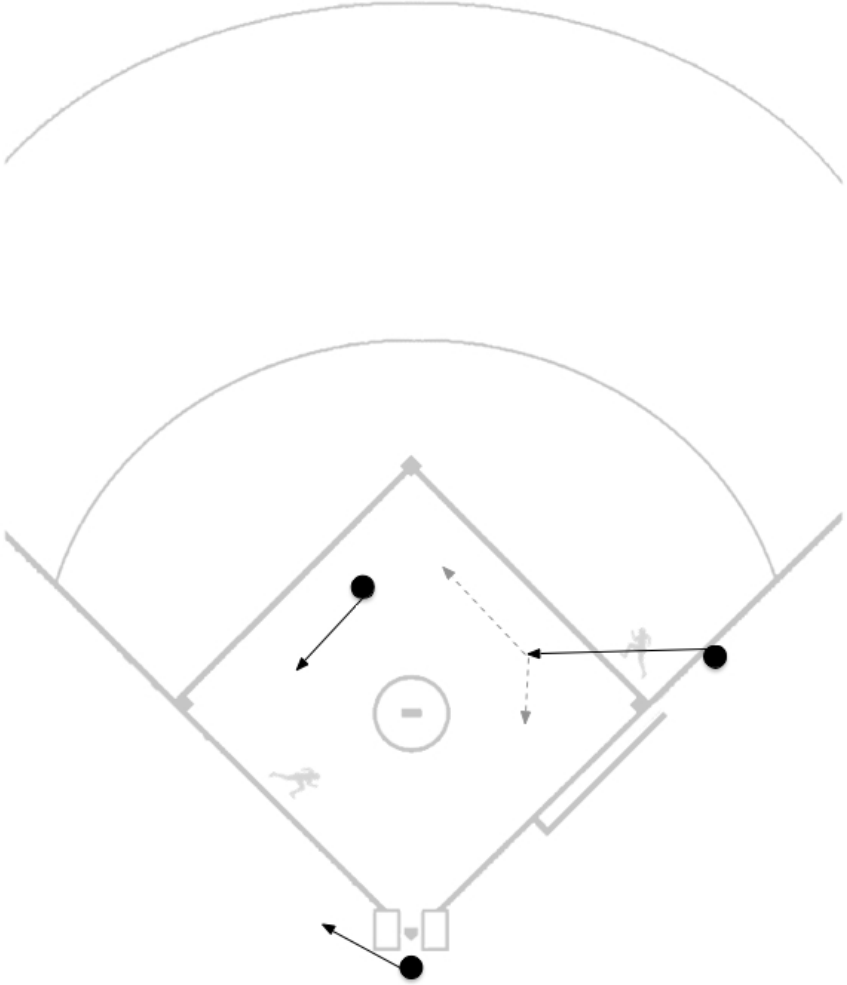
---

**U3**

---

U3 is responsible for the original pick-off play at 3<sup>rd</sup> base and for his half of the run-down. U3 will remain on the infield side of the run-down and will communicate, **“I’ve got this half”** to PU. U3 should take a position approximately  $\frac{1}{4}$  of the way towards home plate, the midpoint of his end of the run-down. U3 is responsible for all plays at 3<sup>rd</sup> base, including any on R1, which may follow.

**SITUATION 3U-30**  
**RUN-DOWN BETWEEN 3RD BASE AND HOME PLATE**







CONTENTS

---

---

<b>SITUATION 3U-31</b>	<b>BASIC POSITIONS</b>
<b>SITUATION 3U-32</b>	<b>GROUND BALL OR BUNT TO THE INFIELD</b>
<b>SITUATION 3U-33</b>	<b>BASE HIT OR EXTRA BASE HIT TO THE OUTFIELD</b>
<b>SITUATION 3U-34</b>	<b>RESPONSIBILITIES ON A FLY BALL TO THE OUTFIELD</b>
<b>SITUATION 3U-35</b>	<b>RESPONSIBILITIES ON LINE DRIVERS OR FLY BALLS TO THE INFIELD (INCLUDING INFIELD FLY SITUATIONS)</b>
<b>SITUATION 3U-36</b>	<b>FLY BALL TOWARDS THE LEFT FIELD LINE</b>
<b>SITUATION 3U-37</b>	<b>FLY BALL BETWEEN THE CENTER AND LEFT FIELDERS OR DIRECTLY AT THE LEFT FIELDER</b>
<b>SITUATION 3U-38</b>	<b>FLY BALL DIRECTLY AT THE CENTER FIELDER OR BETWEEN THE CENTER AND RIGHT FIELDERS</b>
<b>SITUATION 3U-39</b>	<b>FLY BALL DIRECTLY AT THE RIGHT FIELDER OR TAKING THE RIGHT FIELDER TOWARD THE RIGHT FIELD LINE</b>
<b>SITUATION 3U-40</b>	<b>DOUBLE STEAL</b>
<b>SITUATION 3U-41</b>	<b>RUN-DOWN BETWEEN 1ST AND 2ND BASE</b>
<b>SITUATION 3U-42</b>	<b>RUN-DOWN BETWEEN 2ND AND 3RD BASE</b>

---

**SITUATION 3U-31**  
**BASIC POSITIONS**

---

**PLATE UMPIRE**

---

PU stands in the slot behind the catcher until the batter hits the ball. The **box** and the **scissors** stance are acceptable for calling balls and strikes. **This position is referred to as P1.**

---

**U1**

---

U1 sets up 10-12' behind the 1<sup>st</sup> baseman holding on R1. If the 1<sup>st</sup> baseman is not holding on R1 then refer to 3U-1. U1 should be completely in foul territory. U1 may angle his feet slightly towards the pitcher's mound as long as when the pitch is delivered, his shoulders and head are square to home plate. U1 should assume a hands-on-knees **set position** as the pitcher is *touching the rubber* and remain there as the pitch is delivered. U1 should not have to move to make a decision on a pick-off play at 1<sup>st</sup> base from this position. **This position is referred to as P2.**

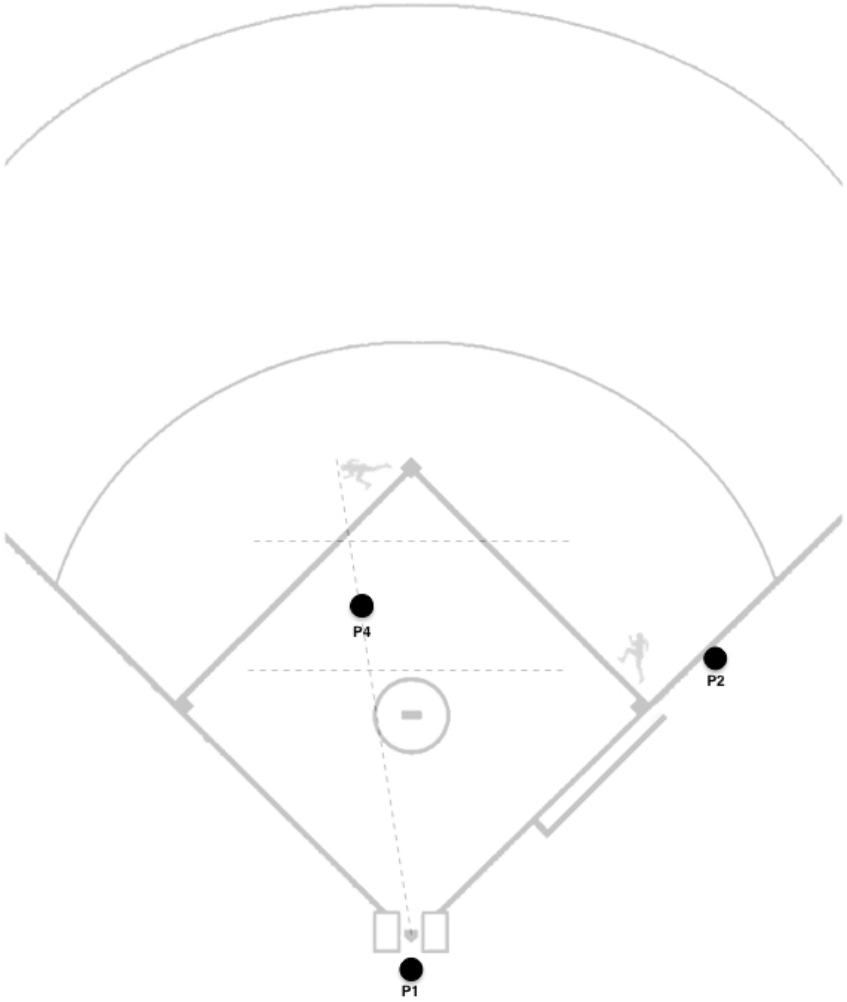
---

**U3**

---

U3 sets up on the 3<sup>rd</sup> base side of the mound, using a guide line from the edge of home plate past the edge of the 18' pitching circle, and midway between the back edge of the 18' pitching circle and the 2<sup>nd</sup> base **cut-out** area. U3 will assume a hands-on-knees **set position** as the pitcher is *touching the rubber* and remain there until the pitch is delivered, or the pitcher disengages the rubber. U3 will be square to the batter in this starting position. **This position is referred to as P4.**

**SITUATION 3U-31**  
**BASIC POSITIONS**



**SITUATION 3U-32**  
**GROUND BALL OR BUNT TO THE INFIELD**

---

**PLATE UMPIRE**

---

PU is responsible for all **fair/foul** decisions on the 3<sup>rd</sup> base line and all **fair/foul** decisions up to the 1<sup>st</sup> base bag on the 1<sup>st</sup> base line. PU exits left and moves towards a position in the vicinity of 1st base line extended, approximately 15' away from home plate; he is responsible for all overthrows. If the ball gets through the infield without being fielded, refer to 3U-33.

---

**U1**

---

U1 is responsible for any **fair/foul** decisions at first base or beyond. U1 should take a read step with his left foot forward opening up to the infield, allowing him to **pause, read, and react** to the play. From that position U1 will move to a spot approximately 12-15' from 1<sup>st</sup> base creating a 90-degree angle from where the throw is originating and squaring his legs and body to the base. U1 will watch the release of the ball by the fielder, and after ensuring it is a true throw, come to a set position, turning and squaring his head and shoulders to the base. If U1 reads that the throw from the fielder is not a true throw, he will remain in a standing position and take a step in whatever direction necessary to create the best angle possible to make the call on a possible swipe tag or to see whether the fielder pulled his foot off the base. U1 should always be in fair territory unless he reads "pressure" from the 2<sup>nd</sup> baseman moving towards him, or in some cases when the throw originates in foul territory between home and 1<sup>st</sup> base. If the ball gets through the infield without being fielded, refer to 3U-33.

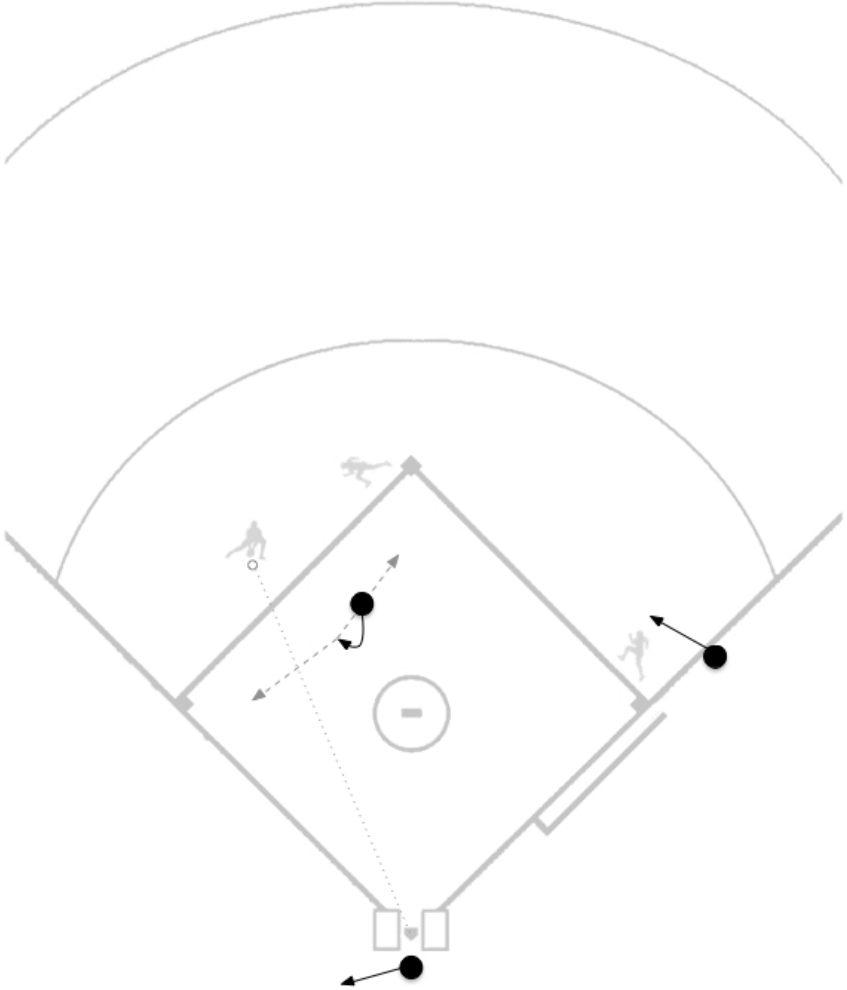
---

**U3**

---

U3 will step-up, turn and face the ball with his chest. U3 should step up with his foot on the side that the ground ball passes him on. U3 is responsible plays at 2<sup>nd</sup> or 3<sup>rd</sup> base. U3 should read the play and get some distance towards the base in which the play is being made. U3 must be in a set position to make a call. Situational awareness is the key for U3. U3 should be aware of a sacrifice bunt situation or a groundball to deep shortstop, which takes the shortstop towards 3<sup>rd</sup> base; both situations have a higher chance of resulting in a play at 3<sup>rd</sup> base.

**SITUATION 3U-32**  
**GROUND BALL OR BUNT TO THE INFIELD**



**SITUATION 3U-33**  
**BASE HIT OR EXTRA BASE HIT TO THE OUTFIELD**

---

**PLATE UMPIRE**

---

PU is responsible for all **fair/foul** decisions on the 3<sup>rd</sup> base line; he must be in a set position on the line or on 3<sup>rd</sup> base line extended if needed. PU will aggressively move towards a position in the vicinity of 1st base line extended, approximately 15' away from home plate and is responsible for R2 touching 3<sup>rd</sup> base and any possible obstructions on R2. If there is a play at home, PU will move to a position 10-12' from home plate on 1<sup>st</sup> base line extended to read the play. From 1<sup>st</sup> base line extended, PU has the option of staying there or adjusting to 3<sup>rd</sup> base line extended for a possible swipe tag. PU should not be moving to make a call and must be in a set position.

**U1**

---

U1 is responsible for any **fair/foul** decisions at first base or beyond. U1 should take a read step with his left foot forward opening up to the infield, allowing him to **pause, read, and react** to the play. U1 will move in to the infield area and **pivot** while watching the batter-runner touch 1<sup>st</sup> base. U1 is responsible for all plays at 1<sup>st</sup> base. If the batter-runner commits to 2<sup>nd</sup> base, U1 will continue across the infield communicating to U3 that he is sliding across and is responsible for any plays at 2<sup>nd</sup> base on the batter-runner.

**U3**

---

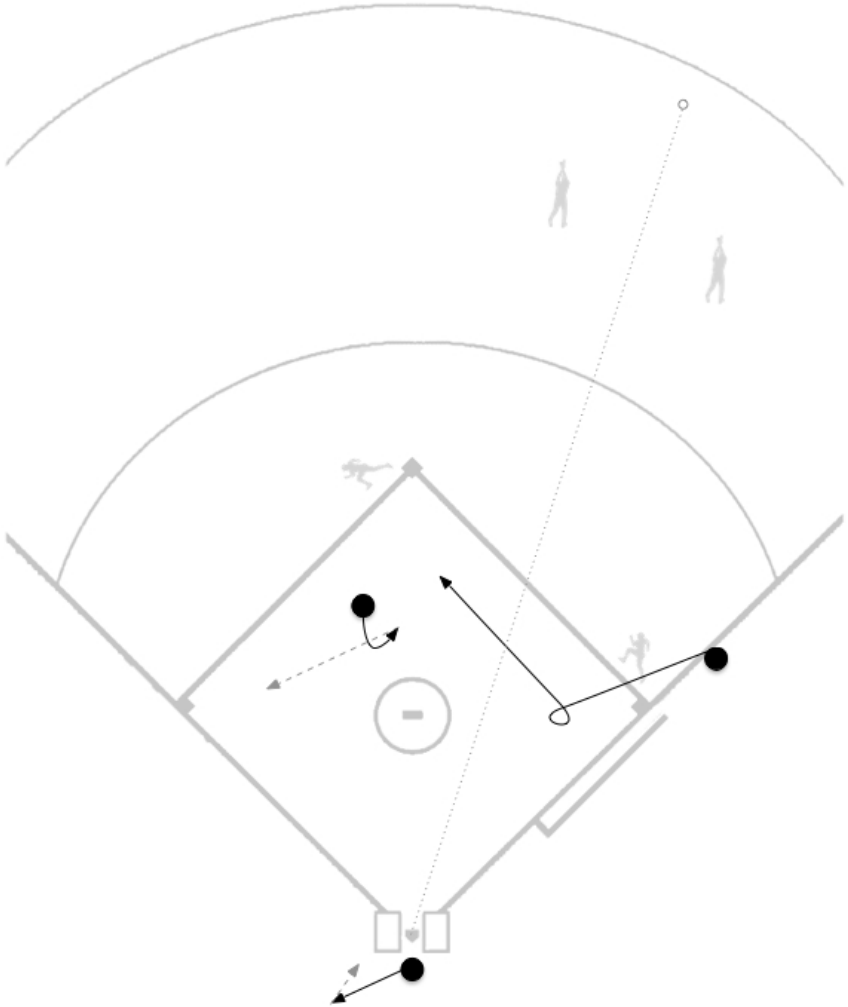
U3 will step-up, turn and face the ball with his chest. U3 should step up with his foot on the side that the ground ball passes him on. U3 should hold his position as he is already in the working area and splitting the distance between 2<sup>nd</sup> and 3<sup>rd</sup> base. U3 is responsible for 2<sup>nd</sup> and 3<sup>rd</sup> base on R1 and R2. U3 must read the play and determine which base the play will be at. U3 will then get distance towards the play and be in a set position to make a call. If R1 commits to 3<sup>rd</sup>, U3 must confirm that U1 has come in to pivot and is responsible for the batter-runner; after doing so, he will slide over to 3<sup>rd</sup> base and is responsible for all plays at 3<sup>rd</sup> base on R1 or the batter-runner.

**NOTES**

---

This rotation is commonly referred to as a “Slide” rotation, as U1 slides across the infield causing U3 to slide towards 3<sup>rd</sup> base. The idea being that there would be one runner with one umpire at each base, and not U3 having to split the difference. Communication should be determined prior to the game by the crew.

**SITUATION 3U-33**  
**BASE HIT OR EXTRA BASE HIT TO THE OUTFIELD**



**SITUATION 3U-34**  
**RESPONSIBILITIES ON A FLY BALL TO THE OUTFIELD**

---

**PLATE UMPIRE**

---

PU is responsible for all fly balls, which take the left fielder towards the foul line and in to foul territory. PU is responsible for all **fair/foul** and **catch/no catch** calls down the 3<sup>rd</sup> base line.

---

**U1**

---

U1 is responsible for all fly balls hit directly at the center fielder and all fly balls, which take the center fielder towards the right field foul line. U1 is responsible for all fly balls towards right field, including foul territory. He is responsible for all **fair/foul** and **catch/no catch** calls in that area.

---

**U3**

---

U3 is responsible for all fly balls which take the center fielder towards left field and all fly balls directly at the left fielder or which take him towards center field. U3 will not leave the infield from this position no matter how many outs. Should there be a trouble ball within that area, U3 will go to a position at the grass dirt line to make any **catch/no catch** calls.

---

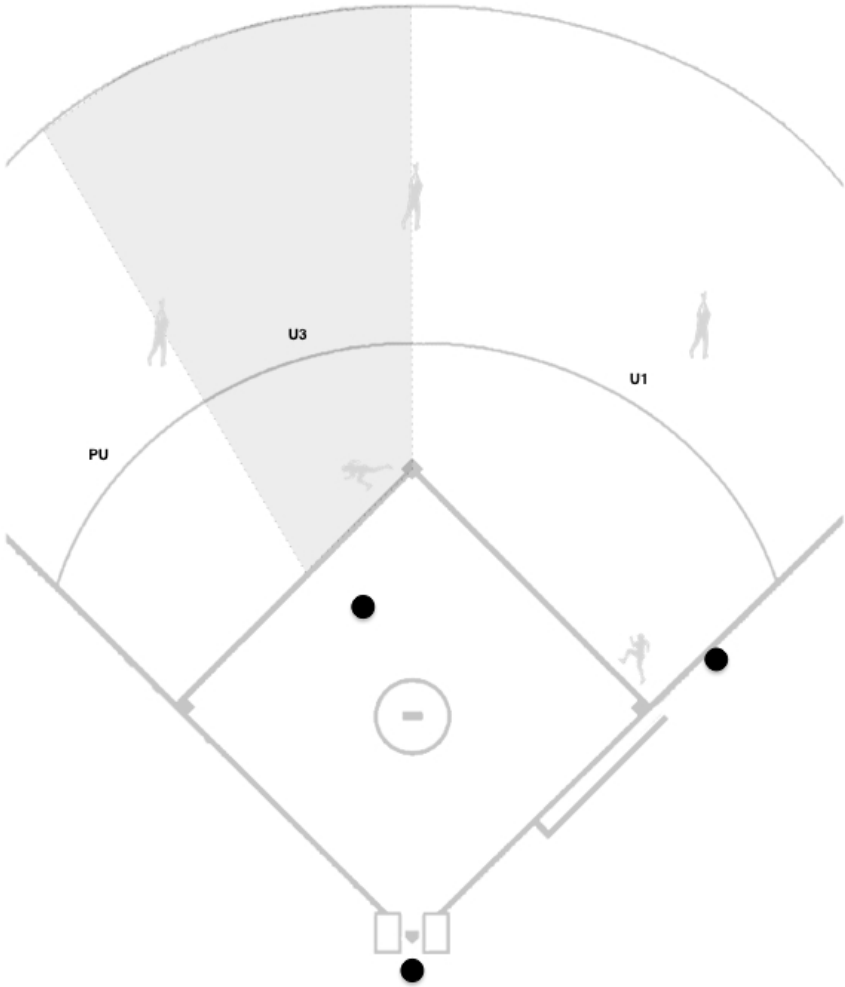
**NOTES**

---

The responsibility of a fly ball hit directly at the center fielder belongs to U1, and not U3, as U1 has the best possible angle for any trouble balls, which may be short hopped by the center fielder. U3 might be closer but is looking straight at the center fielder and therefore has no angle. These responsibilities should be reviewed prior to the game by the crew. Any time an infielder turns his back to the infield, it should be treated as a fly ball to the outfield in terms of responsibilities.



**SITUATION 3U-34**  
**RESPONSIBILITIES ON A FLY BALL TO THE OUTFIELD**



**SITUATION 3U-35**  
**RESPONSIBILITIES ON LINE DRIVERS OR FLY BALLS TO THE INFIELD**  
**(INCLUDING INFIELD FLY SITUATIONS)**

---

**PLATE UMPIRE**

---

PU is responsible for all fly balls to the pitcher. He is also responsible for fly balls, which take the 3<sup>rd</sup> baseman towards the foul line. PU is responsible for all **fair/foul** decisions on the 3<sup>rd</sup> base line and anything up to the 1<sup>st</sup> base bag on the 1<sup>st</sup> base line. Proper communication for an infield fly is, “**Infield fly, batter is out**” or “**Infield fly if fair**”. PU is responsible for all line drives to the pitcher and a line drive, which takes the 3<sup>rd</sup> baseman towards the 3<sup>rd</sup> base line.

---

**U1**

---

U1 is responsible for all fly balls and line drives, which take the first baseman towards the first base line, and fly balls to the catcher on the first base side when the catcher’s back is to PU. He is responsible for **catch/no catch** calls and any **fair/foul** call, which is at the base or beyond. Proper communication for an infield fly is, “**Infield fly, batter is out**”

---

**U3**

---

U3 is responsible for all fly balls and line drives between the 3<sup>rd</sup> baseman and the 1<sup>st</sup> baseman but has no fair/foul responsibilities from this position. U3 will also take responsibility for a fly ball behind the pitcher’s mound. Proper communication for an infield fly is, “**Infield fly, batter is out**”.

---

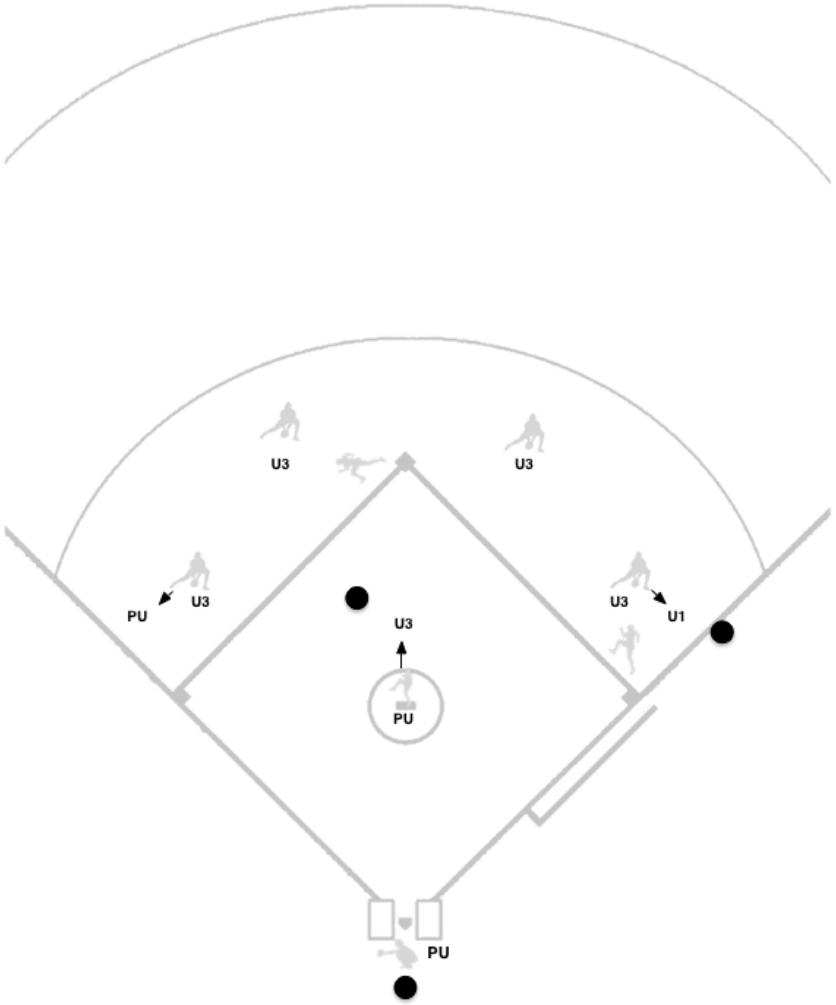
**NOTES**

---

Infield Fly can be called by any umpire and should be echoed by both partners. Primary responsibility still belongs to the umpire responsible for the fly ball.

It is important that a crew use visual and verbal communication with each other prior to signaling a call. There are times, specifically with line drives, where another umpire might have a better angle to assist with making a catch/no catch call. As a crew, these responsibilities should be discussed prior to a game, as well as what to do should a situation arise where another umpire might have information to assist the umpire responsible for the call.

**SITUATION 3U-35**  
**RESPONSIBILITIES ON LINE DRIVERS OR FLY BALLS TO THE INFIELD**  
**(INCLUDING INFIELD FLY SITUATIONS)**



**SITUATION 3U-36**  
**FLY BALL TOWARDS THE LEFT FIELD LINE**

---

**PLATE UMPIRE**

---

PU will exit the catcher left and immediately head down the 3<sup>rd</sup> base line. PU will communicate to his partners, **“I’ve got the ball”**. PU is responsible for the **fair/foul** and **catch/no catch** call. PU will get as much distance as possible towards the  $\frac{3}{4}$  point to 3<sup>rd</sup> base and come to a standing set position to make a call. If the ball is caught, PU is responsible for any play at 3<sup>rd</sup> base on R2. Once PU reads there will be a play (ball and runner) he will head in to the cut-out area communicating **“I’ve got 3<sup>rd</sup>”**. PU will remain in the area of 3<sup>rd</sup> base and is responsible for all plays at 3<sup>rd</sup> and his end of a run-down between 2<sup>nd</sup> and 3<sup>rd</sup>. If a run-down develops between 3<sup>rd</sup> and home, he is responsible for it until U1 is able to take the other half. If the ball is not caught, PU will return home and refer to 3U-33.

---

**U1**

---

U1 will move aggressively in to foul territory, taking a position, which allows him to line-up the catch, and R1 possibly tagging up. U1 would be responsible for plays back in to 1<sup>st</sup> base on R1. If R2 tags up and commits to 3<sup>rd</sup> base, U1 will continue in foul territory to home plate for any possible plays. U1 must communicate, **“I’ve got the plate”** to his partners. U1 should attempt to get to a position at 1<sup>st</sup> base line extended to read any throws for a play at the plate and adjust accordingly. If the ball is not caught refer to 3U-33.

---

**U3**

---

U3 will step up, turn and face the ball with his chest. U3 will aggressively move in to the working area, without back-stepping. U3 will take a position, which allows him to see the **catch/no catch** and R2 tagging up at 2<sup>nd</sup> base. U3 is responsible for plays at 2<sup>nd</sup> base on R2. If R2 tags up and commits to 3<sup>rd</sup>, U3 must visually confirm that PU is at 3<sup>rd</sup> base, and he will then take responsibility for R1 at 1<sup>st</sup> and 2<sup>nd</sup> base. Wherever R1 ends up, U3 should be at the cut-out area of that base. If the ball is not caught refer to 3U-33.

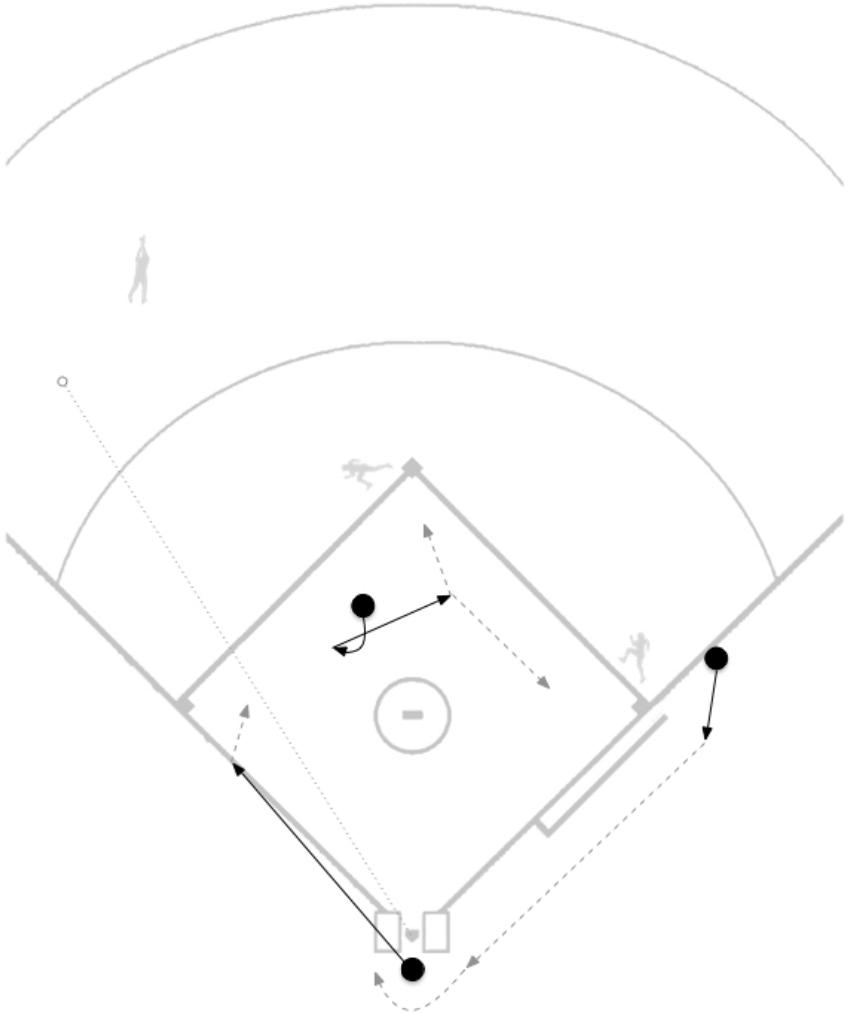
---

**NOTES**

---

With 2 outs, there would be no rotation; PU is still responsible for the catch/no catch but will not be able to get as much distance towards the fly ball. U1 will come inside and pivot and all umpires will refer to rotation 3U-33.

**SITUATION 3U-36**  
**FLY BALL TOWARDS THE LEFT FIELD LINE**



**SITUATION 3U-37**  
**FLY BALL BETWEEN THE CENTER AND LEFT FIELDERS OR DIRECTLY AT**  
**THE LEFT FIELDER**

---

**PLATE UMPIRE**

---

PU will exit the catcher left and immediately head towards 3<sup>rd</sup> base in foul territory approximately 3-6' off the foul line to a spot  $\frac{3}{4}$  of the way to 3<sup>rd</sup> base. PU will communicate, "**I've got 3<sup>rd</sup> if he tags**". PU would be responsible for plays at 3<sup>rd</sup> on R2 tagging up. If the ball is caught and PU reads there will be a play (ball and runner), he will head in to the cut-out area communicating "**I've got 3<sup>rd</sup>**". PU will remain in the area of 3<sup>rd</sup> base and is responsible for all plays at 3<sup>rd</sup>. PU must visually confirm that U1 has rotated home for any possible plays at home.

---

**U1**

---

U1 will move aggressively in to foul territory, taking a position, which allows him to line-up the catch, and R1 possibly tagging up. U1 would be responsible for plays back in to 1<sup>st</sup> base on R1. If R2 tags up and commits to 3<sup>rd</sup>, U1 will continue in foul territory to home plate for any possible plays. U1 must communicate, "**I've got the plate**" to his partners. U1 should attempt to get to a position at 1<sup>st</sup> base line extended to read any throws for a play at the plate and adjust accordingly.

---

**U3**

---

U3 will step up, turn and face the ball with his chest. U3 will aggressively move in to the working area, without back-stepping. U3 is responsible for the **catch/no catch** call. If U3 reads the fly ball to be a trouble ball, he will move to the edge of the grass dirt line and take a standing set to make the call. U3 must aggressively signal the catch/no catch with a mechanic and voice. U3 will not leave the infield in this situation. If it is not a trouble ball, U3 will remain in the working area, taking a position, which allows him to see the **catch/no catch** and R2 tagging up at 2<sup>nd</sup> base. U3 is responsible for plays at 2<sup>nd</sup> base on R2. If R2 tags up and commits to 3<sup>rd</sup>, U3 must visually confirm that PU is at 3<sup>rd</sup> base, and he will then take responsibility for R1 at 1<sup>st</sup> and 2<sup>nd</sup> base. Wherever R1 ends up, U3 should be at the cut-out area of that base.

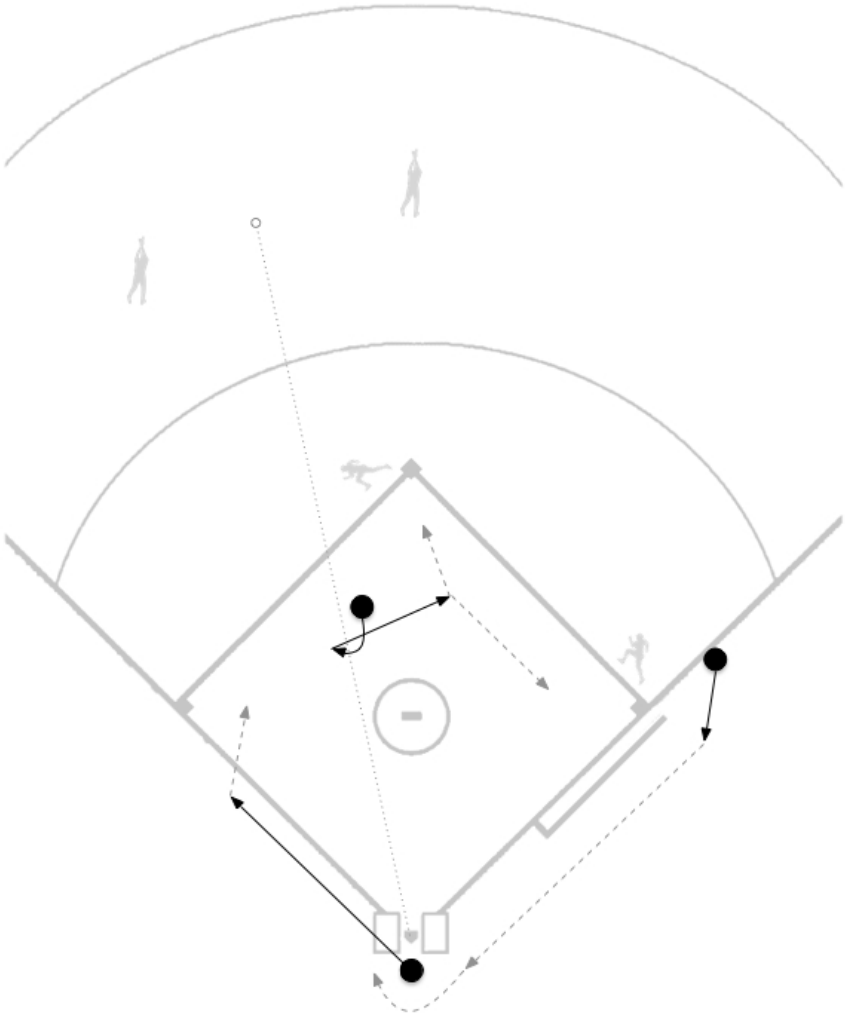
---

**NOTES**

---

With 2 outs, there would be no rotation; PU should indicate to the base umpires that he would be remaining at home. If the ball is not caught, refer to the rotation in 3U-33. U3 is still responsible for the **catch/no catch**.

**SITUATION 3U-37**  
**FLY BALL BETWEEN THE CENTER AND LEFT FIELDS OR DIRECTLY AT THE LEFT FIELDER**



**SITUATION 3U-38**  
**FLY BALL DIRECTLY AT THE CENTER FIELDER OR BETWEEN THE**  
**CENTER AND RIGHT FIELDERS**

---

**PLATE UMPIRE**

---

PU will exit the catcher left and immediately head towards 3<sup>rd</sup> base in foul territory approximately 3-6' off the foul line to a spot  $\frac{3}{4}$  of the way to 3<sup>rd</sup> base. PU will communicate, **"I've got 3<sup>rd</sup> if he tags"**. PU would be responsible for plays at 3<sup>rd</sup> on R2 tagging up. If the ball is caught and PU reads there will be a play (ball and runner), he will head in to the cut-out area communicating **"I've got 3<sup>rd</sup>"**. If PU enters the cut-out area for a play on R2 at 3<sup>rd</sup> and a subsequent play develops at home, PU will remain in fair territory in returning home. If PU reads that there will NOT be a play at 3<sup>rd</sup> base on R2, he will communicate to U3, **"I'm going home"** or **"I'm staying home"** and shifting responsibility of all the bases to U3.

---

**U1**

---

U1 lets his partners know he is responsible for the fly ball by verbalizing, **"I'm going out"**. U1 is responsible for the **fair/foul** and **catch/no catch** calls. U1 must get as much distance as possible while creating the best angle to make the calls; if necessary, U1 should sacrifice some distance to get the best possible angle. U1 must be stopped and in a standing set to make any calls. If the fly ball is in the vicinity of the fair/foul line, U1 must be set and straddling the line. When U1 goes out in this situation, he stays out until the play is complete.

---

**U3**

---

U3 will step up, turn and face the ball with his chest. U3 will aggressively move in to the working area, without back-stepping. U3 is responsible for R1 and R2 tagging up. U3 is responsible for all plays at 1<sup>st</sup> and 2<sup>nd</sup> base. If R2 tags up and commits to 3<sup>rd</sup>, U3 must visually confirm that PU is at 3<sup>rd</sup> base, and he will then take responsibility for R1 at 1<sup>st</sup> and 2<sup>nd</sup> base. U3 cannot over commit to the 1<sup>st</sup> base side of the infield in case PU returns home cause there was no play at 3<sup>rd</sup>; in that case U3 would split the difference and be responsible for all bases.

---

**NOTES**

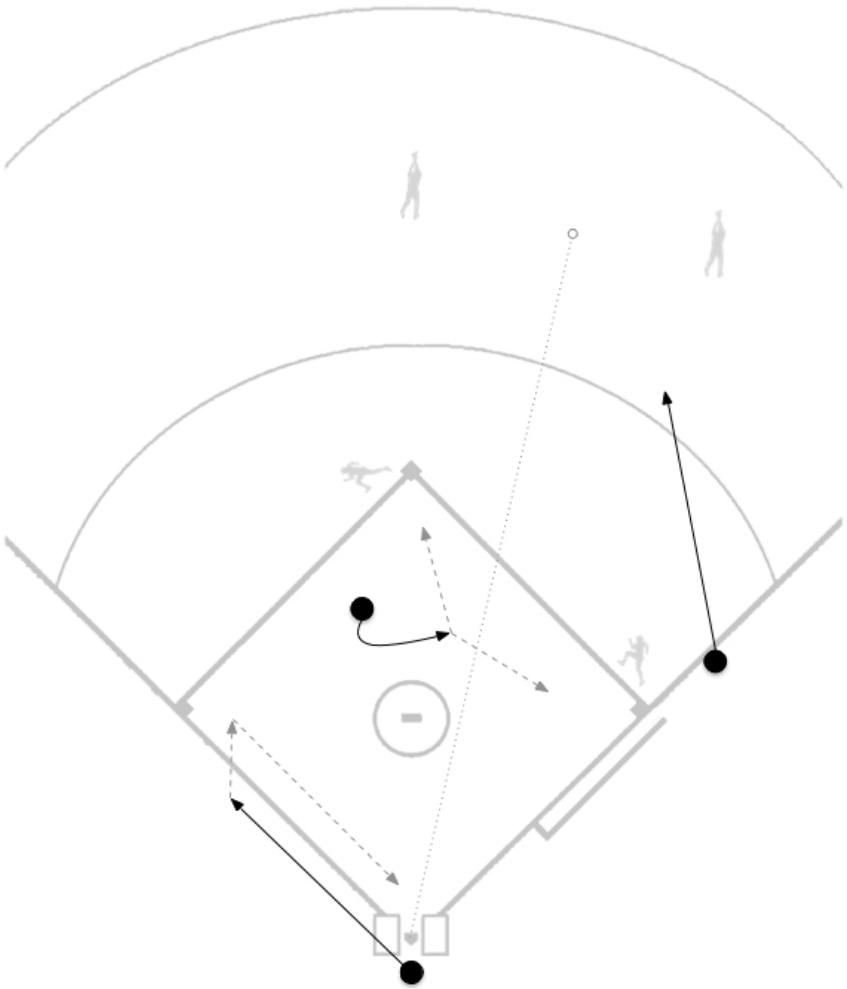
---

With 2 outs, there would be no rotation; PU should indicate to the base umpires that he will be remaining at home, and U3 will be responsible for plays at 1<sup>st</sup>, 2<sup>nd</sup>, and 3<sup>rd</sup> base.



**SITUATION 3U-38**

**FLY BALL DIRECTLY AT THE CENTER FIELDER OR BETWEEN THE  
CENTER AND RIGHT FIELDERS**



---

**SITUATION 3U-39**  
**FLY BALL DIRECTLY AT THE RIGHT FIELDER OR TAKING THE RIGHT**  
**FIELDER TOWARD THE RIGHT FIELD LINE**

---

---

**PLATE UMPIRE**

---

PU will exit the catcher left and immediately head towards 3<sup>rd</sup> base in foul territory approximately 3-6' off the foul line to a spot  $\frac{3}{4}$  of the way to 3<sup>rd</sup> base. PU will communicate, **"I've got 3<sup>rd</sup> if he tags"**. PU would be responsible for plays at 3<sup>rd</sup> on R2 tagging up. If the ball is caught and PU reads there will be a play (ball and runner), he will head in to the cut-out area communicating **"I've got 3<sup>rd</sup>"**. If PU enters the cut-out area for a play on R2 at 3<sup>rd</sup> and a subsequent play develops at home, PU will remain in fair territory in returning home. If PU reads that there will NOT be a play at 3<sup>rd</sup> base on R2, he will communicate to U3, **"I'm going home"** or **"I'm staying home"** and shifting responsibility of all the bases to U3.

---

**U1**

---

U1 lets his partners know he is responsible for the fly ball by verbalizing, **"I'm going out"**. U1 is responsible for the **fair/foul** and **catch/no catch** calls. U1 must get as much distance as possible while creating the best angle to make the calls; if necessary, U1 should sacrifice some distance to get the best possible angle. U1 must be stopped and in a standing set to make any calls. If the fly ball is in the vicinity of the fair/foul line, U1 must be set and straddling the line. When U1 goes out in this situation, he stays out until the play is complete.

---

**U3**

---

U3 will step up, turn and face the ball with his chest. U3 will aggressively move in to the working area, without back-stepping. U3 is responsible for R1 and R2 tagging up. U3 is responsible for all plays at 1<sup>st</sup> and 2<sup>nd</sup> base. If R2 tags up and commits to 3<sup>rd</sup>, U3 must visually confirm that PU is at 3<sup>rd</sup> base, and he will then take responsibility for R1 at 1<sup>st</sup> and 2<sup>nd</sup> base. U3 cannot over commit to the 1<sup>st</sup> base side of the infield in case PU returns home cause there was no play at 3<sup>rd</sup>; in that case U3 would split the difference and be responsible for all bases.

---

**NOTES**

---

With 2 outs, there would be no rotation; PU should indicate to the base umpires that he will be remaining at home, and U3 will be responsible for plays at 1<sup>st</sup>, 2<sup>nd</sup>, and 3<sup>rd</sup> base.



**SITUATION 3U-40  
DOUBLE STEAL**

---

**PLATE UMPIRE**

---

PU is responsible for calling and signaling the pitch. PU will carefully watch for the **batter interfering** with the catcher's throw to 2<sup>nd</sup> or 3<sup>rd</sup>. If PU feels the situation is questionable as to whether or not the batter interfered, it is permissible for PU to acknowledge it by verbalizing, "**That's nothing**", while giving a safe mechanic. PU will remain in the vicinity of home plate and observe the play.

**U1**

---

U1 remains in his starting position. U1 has no other responsibilities unless a run-down develops.

**U3**

---

U3 with a runner on 2<sup>nd</sup> base and no runners on 3<sup>rd</sup> must give a quick shoulder check over his right shoulder on every pitch to see if R2 is stealing. U3 might also have the advantage of seeing R1 stealing which will help in reading the play. U3 is responsible for plays at both 2<sup>nd</sup> and 3<sup>rd</sup> base. From starting position P4, U3 is in good position for either play and must react to the catcher's throw as to which base the play will be at. U3 will take a couple steps towards a base and be in a set position to make the call. Situational awareness regarding the speed of the runners on base may help U3 anticipate which base the catcher will throw to.

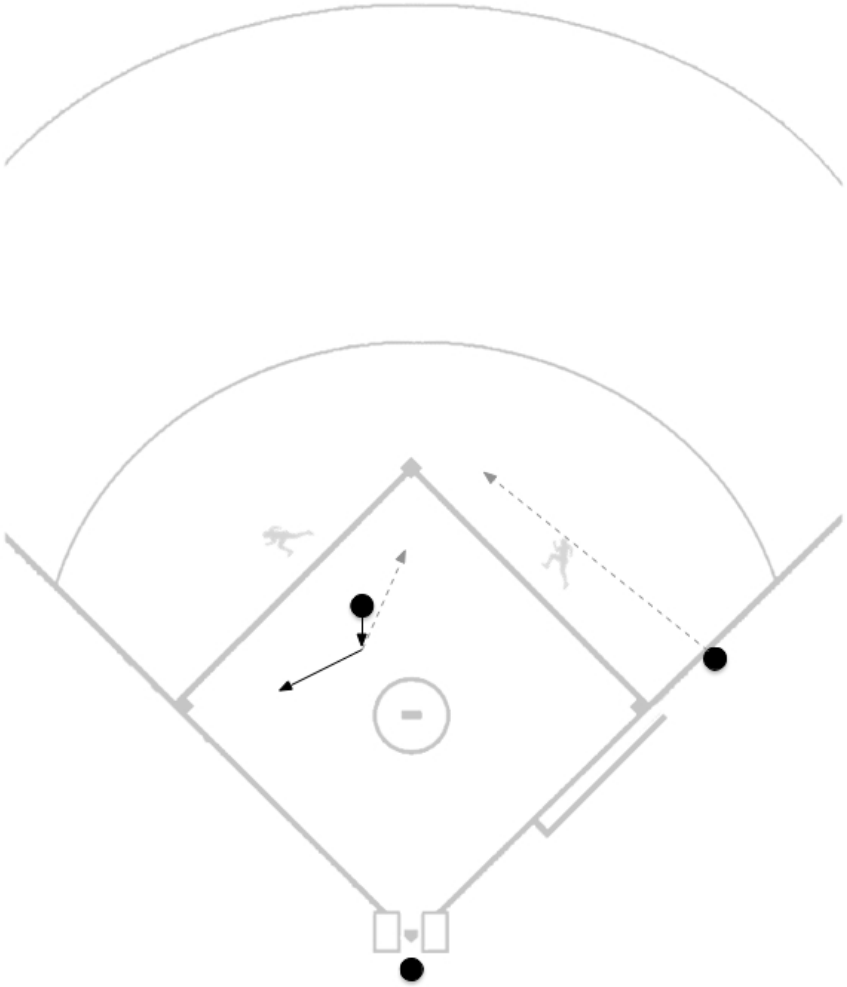
**NOTES**

---

It is acceptable for U1 to hustle to the cut-out at 2nd base to take the call on R1 if the first play was made at 3rd base. He must make sure to verbalize this to his partner and be in position to make the call.

With runners on 1<sup>st</sup> and 2<sup>nd</sup> base, should a run-down develop as a result of an attempted steal, refer to 3U-41 and 3U-42.

**SITUATION 3U-40**  
**DOUBLE STEAL**



**SITUATION 3U-41**  
**RUN-DOWN BETWEEN 1ST AND 2ND BASE**

---

**PLATE UMPIRE**

---

As soon as PU recognizes the run-down, PU will exit the catcher left and immediately head towards 3<sup>rd</sup> base in foul territory approximately 6-8' off the foul line to a spot  $\frac{3}{4}$  of the way to 3<sup>rd</sup> base. PU must communicate to U3 that he is at 3<sup>rd</sup> base should a play develop at 3<sup>rd</sup> base on R2 attempting to advance. PU would be responsible for all plays developing at home plate if required.

---

**U1**

---

U1 is responsible for his half of the run-down. U1 will remain on the outfield side of the run-down and will communicate, **“I’ve got this half”** to U3. U1 should take a position approximately  $\frac{1}{4}$  of the way towards 2<sup>nd</sup> base, the midpoint of his end of the run-down.

---

**U3**

---

U3 is responsible for his half of the run-down and will communicate, **“I’ve got this half”** to U1. U3 is also responsible for any plays at 2<sup>nd</sup> on R2. U3 should move within the working area to a position  $\frac{3}{4}$  of the way towards 2<sup>nd</sup> base, the midpoint of his end of the run-down. U3 must check over his shoulder to visually confirm that PU has taken a position at 3<sup>rd</sup> base cut-out should a play develop at 3<sup>rd</sup> base on R2. If PU does not cover 3<sup>rd</sup> base, U3 is also responsible for any plays at 3<sup>rd</sup> base and must be aware.

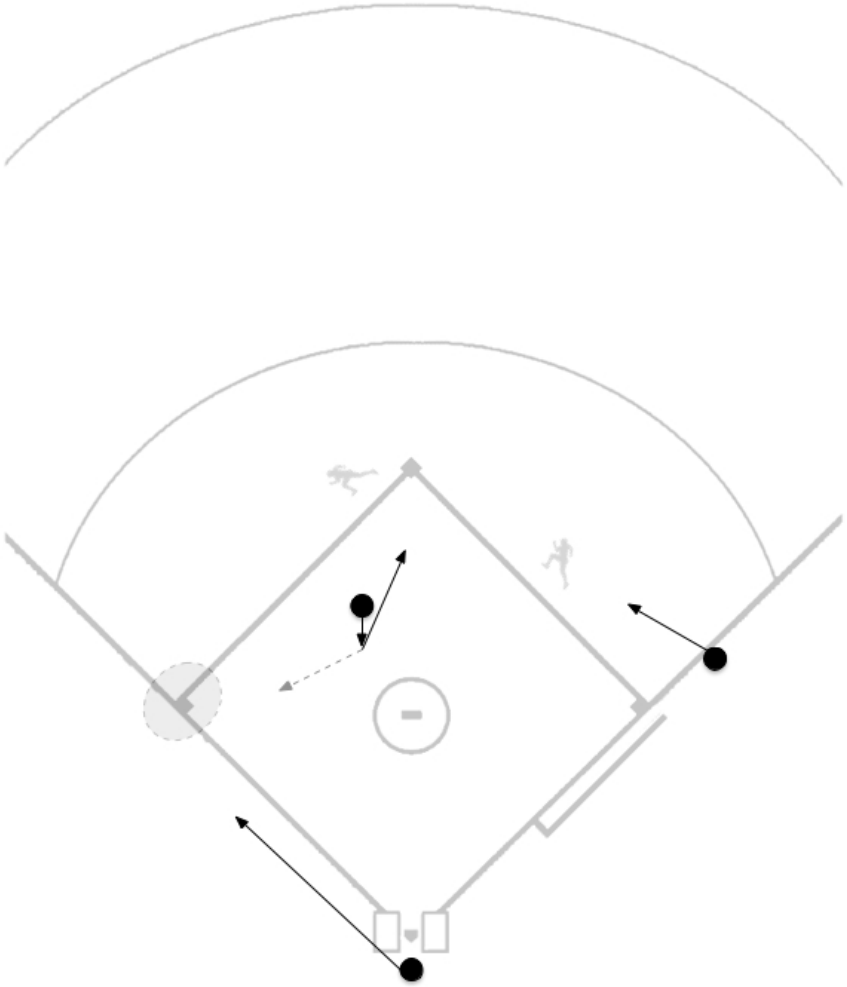
---

**NOTES**

---

Rotations involving run-downs can be complicated and dynamic; it is important that all umpires communicate with each other.

**SITUATION 3U-41**  
**RUN-DOWN BETWEEN 1ST AND 2ND BASE**



**SITUATION 3U-42**  
**RUN-DOWN BETWEEN 2ND AND 3RD BASE**

---

**PLATE UMPIRE**

---

As soon as PU recognizes the run-down, PU will exit the catcher left and immediately head towards 3<sup>rd</sup> base in foul territory approximately 6-8' off the foul line to a spot  $\frac{3}{4}$  of the way to 3<sup>rd</sup> base. Once the run-down moves away from 3<sup>rd</sup> base, PU would communicate to U3, **"I've got this end"** and take responsibility for the cut-out area only. PU would be responsible for plays at 3<sup>rd</sup> base on R2. PU would be responsible for all plays developing at home plate if required.

**U1**

---

U1 upon recognizing the run-down will immediately move in to the infield and take a position  $\frac{1}{4}$  of the way towards 2<sup>nd</sup> base. U1 is responsible for all plays on R1 from the midpoint between 1<sup>st</sup> and 2<sup>nd</sup> base back in to 1<sup>st</sup> base. Should R1 attempt to advance to 2<sup>nd</sup> base during the run-down, U3 would take responsibility for all plays on R1 at 2<sup>nd</sup> base.

**U3**

---

U3 is initially responsible for the entire run-down between 2<sup>nd</sup> and 3<sup>rd</sup> base on R2. Once PU gets to the cut-out area and communicates to U3 that he is taking responsibility for all plays on R2 at the cut-out area, U3 should move to a position splitting the difference between the cut-out area and 2<sup>nd</sup> base. U3 must recognize that he is also responsible for all plays at 2<sup>nd</sup> base on R1 and R2.

**NOTES**

---

Rotations involving run-downs can be complicated and dynamic; it is important that all umpires communicate with each other.







---

**BASES LOADED**

---

**BASES LOADED**

---

**CONTENTS**

---

---

<b>SITUATION 3U-43</b>	<b>BASIC POSITIONS</b>
<b>SITUATION 3U-44</b>	<b>GROUND BALL OR BUNT TO THE INFIELD</b>
<b>SITUATION 3U-45</b>	<b>BASE HIT OR EXTRA BASE HIT TO THE OUTFIELD</b>
<b>SITUATION 3U-46</b>	<b>RESPONSIBILITIES ON A FLY BALL TO THE OUTFIELD</b>
<b>SITUATION 3U-47</b>	<b>RESPONSIBILITIES ON LINE DRIVES OR FLY BALLS TO THE INFIELD (INCLUDING INFIELD FLY SITUATIONS)</b>
<b>SITUATION 3U-48</b>	<b>FLY BALL TAKING THE LEFT FIELDER TOWARDS THE LEFT FIELD LINE</b>
<b>SITUATION 3U-49</b>	<b>FLY BALL BETWEEN THE CENTER FIELDER AND LEFT FIELDER OR DIRECTLY AT THE LEFT FIELDER</b>
<b>SITUATION 3U-50</b>	<b>FLY BALL DIRECTLY AT THE CENTER FIELDER OR BETWEEN THE CENTER FIELDER AND RIGHT FIELDER</b>
<b>SITUATION 3U-51</b>	<b>FLY BALL TAKING THE RIGHT FIELDER TOWARD THE RIGHT FIELD LINE</b>

---

**SITUATION 3U-43**  
**BASIC POSITIONS**

---

**PLATE UMPIRE**

---

PU stands in the slot behind the catcher until the batter hits the ball. The **box** and the **scissors** stance are acceptable for calling balls and strikes. **This position is referred to as P1.**

---

**U1**

---

U1 sets up 10-12' behind the 1<sup>st</sup> baseman holding on R1. If the 1<sup>st</sup> baseman is not holding on R1 then refer to 3U-1. U1 should be completely in foul territory. U1 may angle his feet slightly towards the pitcher's mound as long as when the pitch is delivered, his shoulders and head are square to home plate. U1 should assume a hands-on-knees **set position** as the pitcher is *touching the rubber* and remain there as the pitch is delivered. U1 should not have to move to make a decision on a pick-off play at 1<sup>st</sup> base from this position. **This position is referred to as P2.**

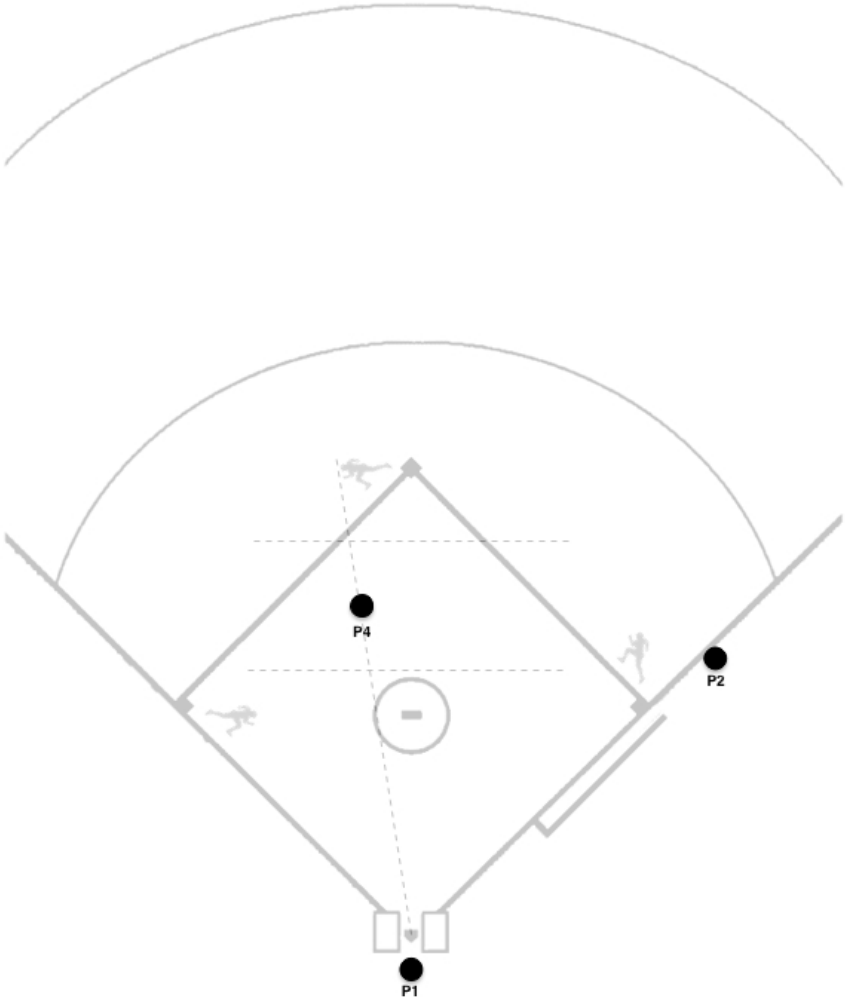
---

**U3**

---

U3 sets up on the 3<sup>rd</sup> base side of the mound, using a guide line from the edge of home plate past the edge of the 18' pitching circle, and midway between the back edge of the 18' pitching circle and the 2<sup>nd</sup> base **cut-out** area. U3 will assume a hands-on-knees **set position** as the pitcher is *touching the rubber* and remain there until the pitch is delivered, or the pitcher disengages the rubber. U3 will be square to the batter in this starting position. **This position is referred to as P4.**

SITUATION 3U-43  
BASIC POSITIONS



**SITUATION 3U-44**  
**GROUND BALL OR BUNT TO THE INFIELD**

---

**PLATE UMPIRE**

---

PU is responsible for all **fair/foul** decisions on the 3<sup>rd</sup> base line and all **fair/foul** decisions up to the 1<sup>st</sup> base bag on the 1<sup>st</sup> base line. PU exits left and moves towards a position in the vicinity of 1<sup>st</sup> base line extended, approximately 15' away from home plate; he is responsible for all overthrows. If the ball gets through the infield without being fielded, refer to 3U-45.

---

**U1**

---

U1 is responsible for any **fair/foul** decisions at first base or beyond. U1 should take a read step with his left foot forward opening up to the infield, allowing him to **pause, read, and react** to the play. From that position U1 will move to a spot approximately 12-15' from 1<sup>st</sup> base creating a 90-degree angle from where the throw is originating and squaring his legs and body to the base. U1 will watch the release of the ball by the fielder, and after ensuring it is a true throw, come to a set position, turning and squaring his head and shoulders to the base. If U1 reads that the throw from the fielder is not a true throw, he will remain in a standing position and take a step in whatever direction necessary to create the best angle possible to make the call on a possible swipe tag or to see whether the fielder pulled his foot off the base. U1 should always be in fair territory unless he reads "pressure" from the 2<sup>nd</sup> baseman moving towards him, or in some cases when the throw originates in foul territory between home and 1<sup>st</sup> base. If the ball gets through the infield without being fielded, refer to 3U-45.

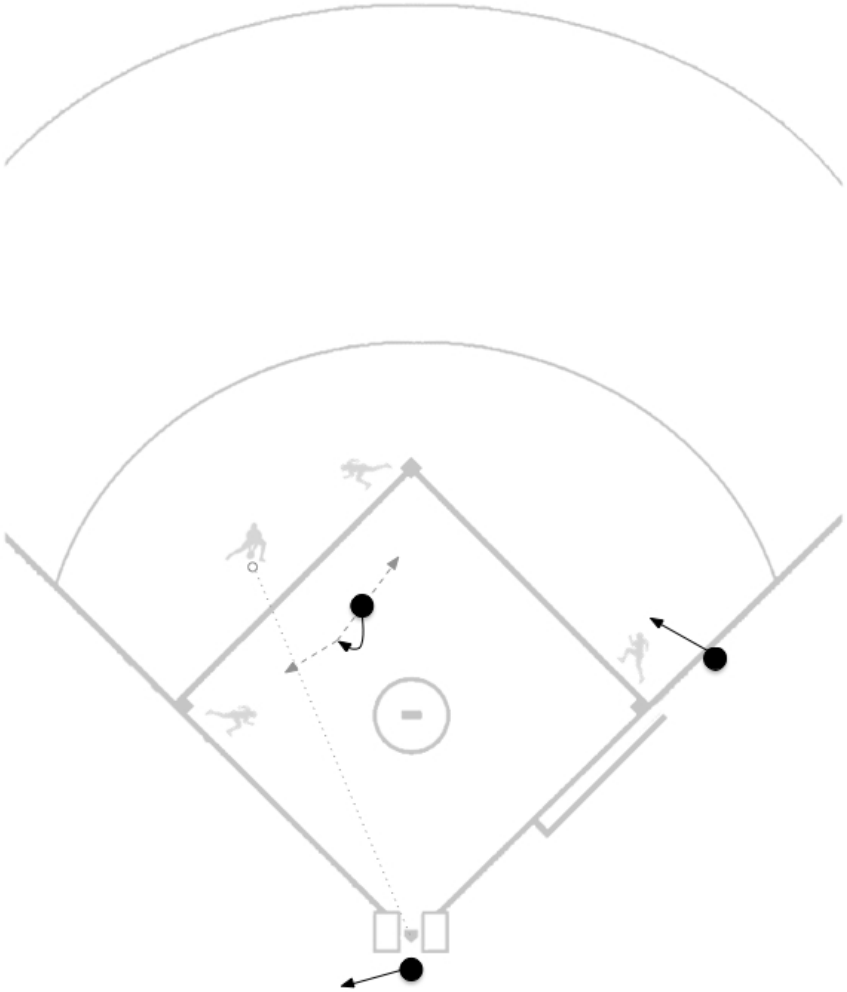
---

**U3**

---

U3 will step-up, turn and face the ball with his chest. U3 should step up with his foot on the side that the ground ball passes him on. U3 is responsible plays at 2<sup>nd</sup> or 3<sup>rd</sup> base. U3 should read the play and get some distance towards the base in which the play is being made. U3 must be in a set position to make a call. Situational awareness is the key for U3. U3 should be aware of a sacrifice bunt situation or a groundball to deep shortstop, which takes the shortstop towards 3<sup>rd</sup> base; both situations have a higher chance of resulting in a play at 3<sup>rd</sup> base.

**SITUATION 3U-44  
GROUND BALL OR BUNT TO THE INFIELD**



---

**SITUATION 3U-45**  
**BASE HIT OR EXTRA BASE HIT TO THE OUTFIELD**

---

---

**PLATE UMPIRE**

---

PU is responsible for all **fair/foul** decisions on the 3<sup>rd</sup> base line; he must be in a set position on the line or on 3<sup>rd</sup> base line extended if needed. PU will aggressively move towards a position in the vicinity of 1<sup>st</sup> base line extended, approximately 15' away from home plate and is responsible for R3 touching home, R2 touching 3<sup>rd</sup> base and any possible obstructions on R2. If there is a play at home, PU will move to a position 10-12' from home plate on 1<sup>st</sup> base line extended to read the play. From 1<sup>st</sup> base line extended, PU has the option of staying there or adjusting to 3<sup>rd</sup> base line extended for a possible swipe tag. PU should not be moving to make a call and must be in a set position.

---

**U1**

---

U1 is responsible for any **fair/foul** decisions at first base or beyond. U1 should take a read step with his left foot forward opening up to the infield, allowing him to **pause, read, and react** to the play. U1 will in to the infield area and **pivot** while watching the batter-runner touch 1<sup>st</sup> base. U1 is responsible for all plays at 1<sup>st</sup> base. If the batter-runner commits to 2<sup>nd</sup> base, U1 will continue across the infield communicating to U3 that he is sliding across and is responsible for any plays at 2<sup>nd</sup> base on the batter-runner.

---

**U3**

---

U3 will step-up, turn and face the ball with his chest. U3 should step up with his foot on the side that the ground ball passes him on. U3 should hold his position as he is already in the working area and splitting the distance between 2<sup>nd</sup> and 3<sup>rd</sup> base. U3 is responsible for 2<sup>nd</sup> and 3<sup>rd</sup> base on R1 and R2. U3 must read the play and determine which base the play will be at. U3 will then get distance towards the play and be in a set position to make a call. If R1 commits to 3<sup>rd</sup>, U3 must confirm that U1 has come in to pivot and is responsible for the batter-runner; after doing so, he will slide over to 3<sup>rd</sup> base for any possible play on R1.

---

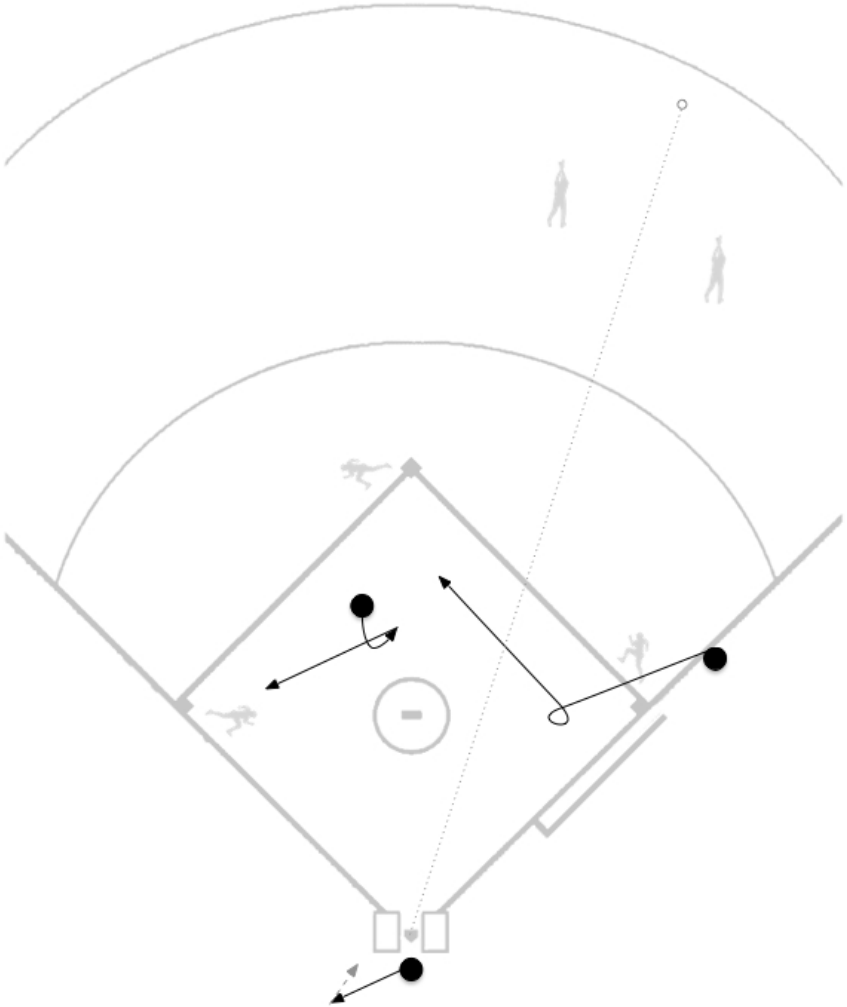
**NOTES**

---

This rotation is commonly referred to as a "Slide" rotation, as U1 slides across the infield causing U3 to slide towards 3<sup>rd</sup> base. The idea being that there would be one runner with one umpire at each base, and not U3 having to split the difference. Communication should be determined prior to the game by the crew.



**SITUATION 3U-45**  
**BASE HIT OR EXTRA BASE HIT TO THE OUTFIELD**



**SITUATION 3U-46**  
**RESPONSIBILITIES ON A FLY BALL TO THE OUTFIELD**

---

**PLATE UMPIRE**

---

PU is responsible for all fly balls, which take the left fielder towards the foul line and in to foul territory. PU is responsible for all **fair/foul** and **catch/no catch** calls down the 3<sup>rd</sup> base line.

**U1**

---

U1 is responsible for all fly balls hit directly at the center fielder and all fly balls, which take the center fielder towards the right field foul line. U1 is responsible for all fly balls towards right field, including foul territory. He is responsible for all **fair/foul** and **catch/no catch** calls in that area.

**U3**

---

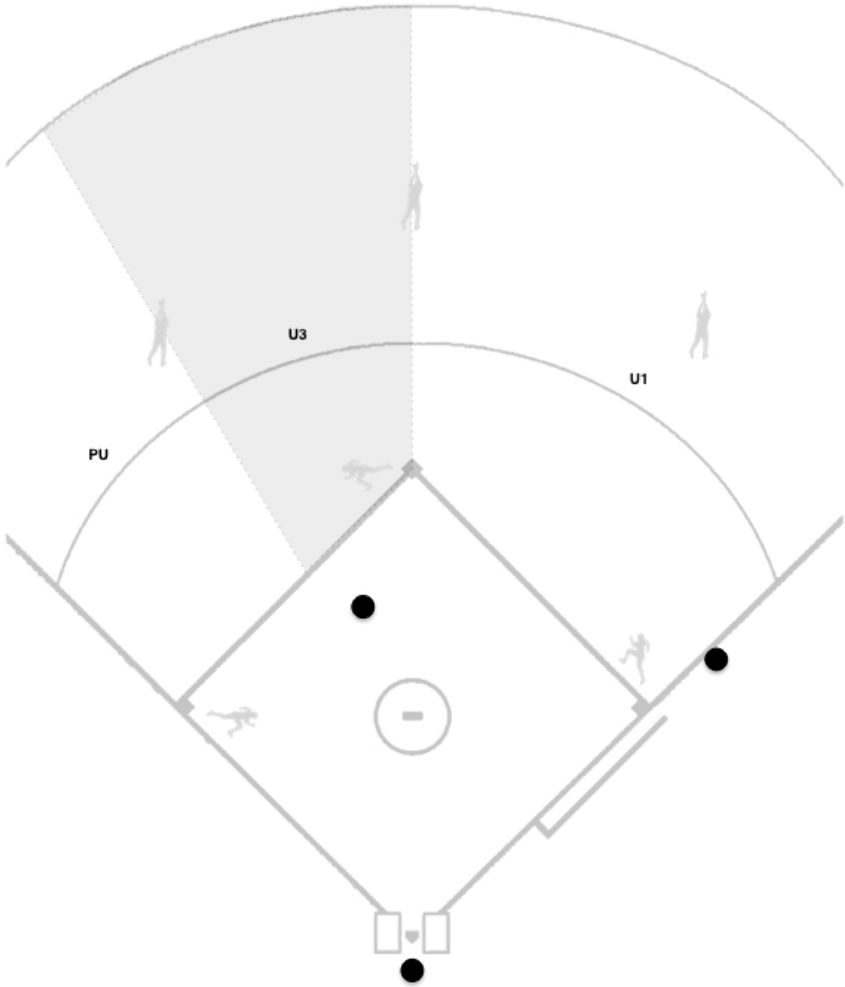
U3 is responsible for all fly balls which take the center fielder towards left field and all fly balls directly at the left fielder or which take him towards center field. U3 will not leave the infield from this position no matter how many outs. Should there be a trouble ball within that area, U3 will go to a position at the grass dirt line to make any **catch/no catch** calls.

**NOTES**

---

The responsibility of a fly ball hit directly at the center fielder belongs to U1, and not U3, as U1 has the best possible angle for any trouble balls, which may be short hopped by the center fielder. U3 might be closer but is looking straight at the center fielder and therefore has no angle. These responsibilities should be reviewed prior to the game by the crew. Any time an infielder turns his back to the infield, it should be treated as a fly ball to the outfield in terms of responsibilities

**SITUATION 3U-46**  
**RESPONSIBILITIES ON A FLY BALL TO THE OUTFIELD**



**SITUATION 3U-47**  
**RESPONSIBILITIES ON LINE DRIVES OR FLY BALLS TO THE INFIELD**  
**(INCLUDING INFIELD FLY SITUATIONS)**

---

**PLATE UMPIRE**

---

PU is responsible for all fly balls to the pitcher and catcher. He is also responsible for fly balls, which take the 3<sup>rd</sup> baseman towards the foul line. PU is responsible for all **fair/foul** decisions on the 3<sup>rd</sup> base line and anything up to the 1<sup>st</sup> base bag on the 1<sup>st</sup> base line. Proper communication for an infield fly is, “**Infield fly, batter is out**” or “**Infield fly if fair**”. PU is responsible for all line drives to the pitcher and a line drive, which takes the 3<sup>rd</sup> baseman towards the 3<sup>rd</sup> base line.

**U1**

---

U1 is responsible for all fly balls and line drives, which take the first baseman towards the first base line. He is responsible for **catch/no catch** calls and any **fair/foul** call, which is at the base or beyond. Proper communication for an infield fly is, “**Infield fly, batter is out**”

**U3**

---

U3 is responsible for all fly balls and line drives between the 3<sup>rd</sup> baseman and the 1<sup>st</sup> baseman but has no fair/foul responsibilities from this position. U3 will also take responsibility for a fly ball behind the pitcher’s mound. Proper communication for an infield fly is, “**Infield fly, batter is out**”.

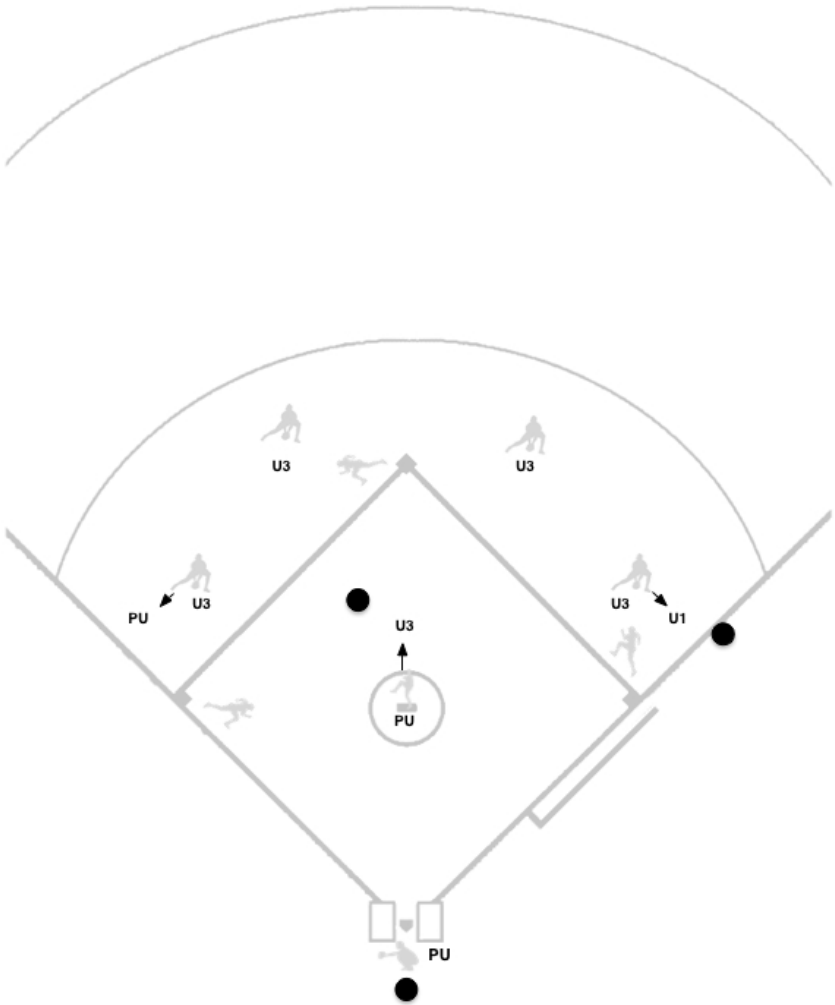
**NOTES**

---

Infield Fly can be called by any umpire and should be echoed by both partners. Primary responsibility still belongs to the umpire responsible for the fly ball.

It is important that a crew use visual and verbal communication with each other prior to signaling a call. There are times, specifically with line drives, where another umpire might have a better angle to assist with making a catch/no catch call. As a crew, these responsibilities should be discussed prior to a game, as well as what to do should a situation arise where another umpire might have information to assist the umpire responsible for the call.

**SITUATION 3U-47**  
**RESPONSIBILITIES ON LINE DRIVES OR FLY BALLS TO THE INFIELD**  
**(INCLUDING INFIELD FLY SITUATIONS)**



**SITUATION 3U-48**

**FLY BALL TAKING THE LEFT FIELDER TOWARDS THE LEFT FIELD LINE**

---

**PLATE UMPIRE**

---

PU will exit the catcher left and immediately head down the 3<sup>rd</sup> base line. PU will communicate to his partners, “**I’ve got the ball**”. PU is responsible for the **fair/foul** and **catch/no catch** call. PU will get some distance towards the fly ball coming to a set position straddling the foul line; his first priority is **fair/foul** and then **catch/no catch**. From there he is also responsible for lining up R3 tagging up at 3<sup>rd</sup> base. If the ball is caught, PU will give the appropriate mechanics while returning to home plate for a potential play on R3. If the ball is not caught, PU will give a mechanic and refer to 3U-45.

**U1**

---

U1 will move aggressively in to foul territory, taking a position, which allows him to line-up the catch, and R1 possibly tagging up. U1 would be responsible for plays back in to 1<sup>st</sup> base on R1. If the ball is not caught, refer to 3U-45.

**U3**

---

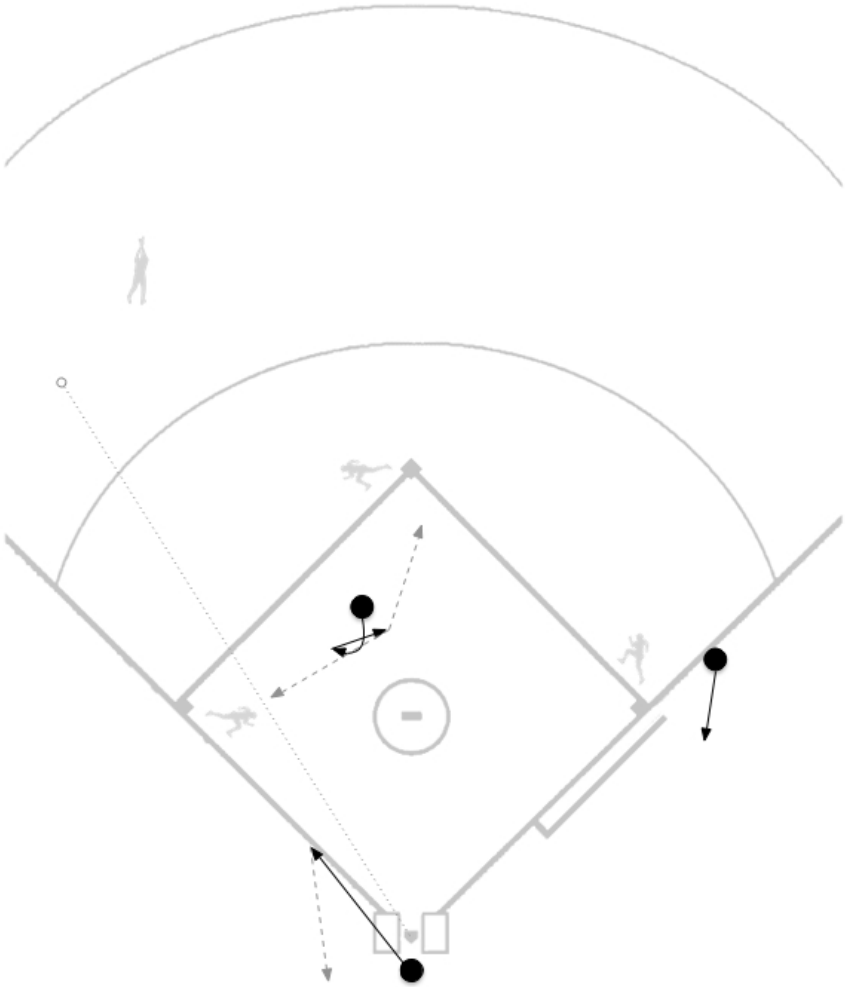
U3 will step up, turn and face the ball with his chest. U3 will aggressively move in to the working area, without back-stepping. U3 will take a position, which allows him to see the **catch/no catch** and R2 tagging up at 2<sup>nd</sup> base. U3 is responsible for all plays and 2<sup>nd</sup> and 3<sup>rd</sup> base; this includes plays back in to 3<sup>rd</sup> base on R3. U3 must split the difference between 2<sup>nd</sup> and 3<sup>rd</sup> base and allow the play to take him towards a base for a possible call. If the ball is not caught, refer to 3U-45.

**NOTES**

---

If the ball is not caught, revert to the rotation as described in Situation 3U-45.

**SITUATION 3U-48**  
**FLY BALL TAKING THE LEFT FIELDER TOWARDS THE LEFT FIELD LINE**



**SITUATION 3U-49**  
**FLY BALL BETWEEN THE CENTER FIELDER AND LEFT FIELDER OR**  
**DIRECTLY AT THE LEFT FIELDER**

---

**PLATE UMPIRE**

---

PU exits left and is responsible for R3 tagging up at 3<sup>rd</sup>. PU will get to a position, which allows him to see R3 tagging up at 3<sup>rd</sup> base and the catch in the outfield. PU is responsible for any play at home on R3. PU must remember to balance the distance he gets to line up the tag with being able to return to home plate and get to a position to make a call on R3.

---

**U1**

---

U1 will move aggressively in to foul territory, taking a position, which allows him to line-up the catch, and R1 possibly tagging up. U1 would be responsible for plays back in to 1<sup>st</sup> base on R1.

---

**U3**

---

U3 will step up, turn and face the ball with his chest. U3 will aggressively move in to the working area, without back-stepping. U3 is responsible for the **catch/no catch** call. If U3 reads the fly ball to be a trouble ball, he will move to the edge of the grass dirt line and take a standing set to make the call. U3 must aggressively signal the catch/no catch with a mechanic and voice. U3 will not leave the infield in this situation. If it is not a trouble ball, U3 will remain in the working area, taking a position, which allows him to see the **catch/no catch** and R2 tagging up at 2<sup>nd</sup> base. U3 is responsible for all plays at 2<sup>nd</sup> and 3<sup>rd</sup> base.

---

**NOTES**

---

If the ball is not caught, refer to the rotation in 3U-45.





**SITUATION 3U-50**  
**FLY BALL DIRECTLY AT THE CENTER FIELDER OR BETWEEN THE**  
**CENTER FIELDER AND RIGHT FIELDER**

---

**PLATE UMPIRE**

---

PU exits left and is responsible for R3 tagging up at 3<sup>rd</sup>. PU will get to a position, which allows him to see R3 tagging up at 3<sup>rd</sup> base and the catch in the outfield. PU is responsible for any play at home on R3. PU must remember to balance the distance he gets to line up the tag with being able to return to home plate and get to a position to make a call on R3. A throw from right field will often result in a swipe tag on a play at home plate; PU should consider taking a position at 3<sup>rd</sup> base line extended for a swipe tag.

**U1**

---

U1 lets his partners know he is responsible for the fly ball by verbalizing, “**I’m going out**”. U1 is responsible for the **catch/no catch** call. U1 must get as much distance as possible while creating the best angle to make the calls; if necessary, U1 should sacrifice some distance to get the best possible angle. U1 must be stopped and in a standing set to make any calls. If the fly ball is in the vicinity of the fair/foul line, U1 must be set and straddling the line. When U1 goes out in this situation, he stays out until the play is complete.

**U3**

---

U3 will step up, turn and face the ball with his chest. U3 will aggressively move in to the working area, without back-stepping. U3 is responsible for R1 and R2 tagging up. U3 is responsible for all plays at 1<sup>st</sup>, 2<sup>nd</sup>, and 3<sup>rd</sup> base. It is important that U3 remain in the working area and read the play from there. U3 will let the ball take him to where the play will be, and cannot over commit to any particular base; U3 must remember getting an angle for the play is more important than getting distance towards a base.

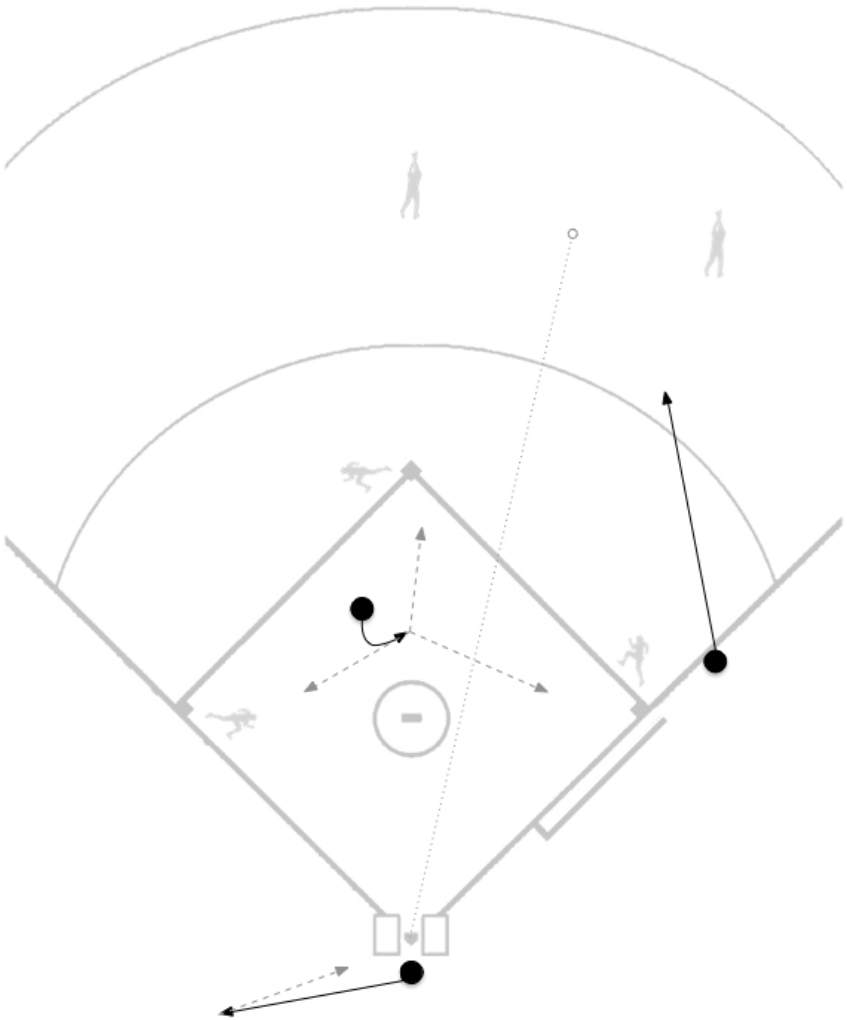
**NOTES**

---

With 1 out, and the fly ball caught, this now becomes a **time play** situation. PU must be aware and get to a position to line up R3 touching home with the play at either 2<sup>nd</sup> or 3<sup>rd</sup> base.

**SITUATION 3U-50**

**FLY BALL DIRECTLY AT THE CENTER FIELDER OR BETWEEN THE  
CENTER FIELDER AND RIGHT FIELDER**



**SITUATION 3U-51**

**FLY BALL TAKING THE RIGHT FIELDER TOWARD THE RIGHT FIELD LINE**

---

**PLATE UMPIRE**

---

PU exits left and is responsible for R3 tagging up at 3<sup>rd</sup>. PU will get to a position, which allows him to see R3 tagging up at 3<sup>rd</sup> base and the catch in the outfield. PU is responsible for any play at home on R3. PU must remember to balance the distance he gets to line up the tag with being able to return to home plate and get to a position to make a call on R3. A throw from right field will often result in a swipe tag on a play at home plate; PU should consider taking a position at 3<sup>rd</sup> base line extended for a swipe tag.

---

**U1**

---

U1 lets his partners know he is responsible for the fly ball by verbalizing, “**I’m going out**”. U1 is responsible for the **fair/foul** and **catch/no catch** calls. U1 must get as much distance as possible while creating the best angle to make the calls; if necessary, U1 should sacrifice some distance to get the best possible angle. U1 must be stopped and in a standing set to make any calls. If the fly ball is in the vicinity of the fair/foul line, U1 must be set and straddling the line. When U1 goes out in this situation, he stays out until the play is complete.

---

**U3**

---

U3 will step up, turn and face the ball with his chest. U3 will aggressively move in to the working area, without back-stepping. U3 is responsible for R1 and R2 tagging up. U3 is responsible for all plays at 1<sup>st</sup>, 2<sup>nd</sup>, and 3<sup>rd</sup> base. It is important that U3 remain in the working area and read the play from there. U3 will let the ball take him to where the play will be, and cannot over commit to any particular base; U3 must remember getting an angle for the play is more important than getting distance towards a base.

---

**NOTES**

---

With 1 out, and the fly ball caught, this now becomes a **time play** situation. PU must be aware and get to a position to line up R3 touching home with the play at either 2<sup>nd</sup> or 3<sup>rd</sup> base.





R2 ONLY, LESS THAN 2 OUT

---

CONTENTS

---

---

SITUATION 3U-52	BASIC POSITIONS
SITUATION 3U-53	GROUND BALL OR BUNT TO THE INFIELD
SITUATION 3U-54	BASE HIT OR EXTRA BASE HIT TO THE OUTFIELD
SITUATION 3U-55	RESPONSIBILITIES ON A FLY BALL TO THE OUTFIELD
SITUATION 3U-56	RESPONSIBILITIES ON LINE DRIVES OR FLY BALLS TO THE INFIELD
SITUATION 3U-57	FLY BALL TAKING THE LEFT FIELDER TOWARD THE LEFT FIELD LINE
SITUATION 3U-58	FLY BALL DIRECTLY AT THE CENTER FIELDER OR BETWEEN THE CENTER FIELDER AND LEFT FIELDER
SITUATION 3U-59	FLY BALL DIRECTLY AT THE RIGHT FIELDER OR BETWEEN THE RIGHT FIELDER AND CENTER FIELDERS
SITUATION 3U-60	FLY BALL TAKING THE RIGHT FIELDER TOWARD THE RIGHT FIELD LINE
SITUATION 3U-61	RUN-DOWN BETWEEN 2ND AND 3RD BASE
SITUATION 3U-62	STEAL OF 3RD BASE

---

**SITUATION 3U-52**  
**BASIC POSITIONS**

---

**PLATE UMPIRE**

---

PU stands in the slot behind the catcher until the batter hits the ball. The **box** and the **scissors** stance are acceptable for calling balls and strikes. This position is referred to as **P1**.

---

**U1**

---

U1 sets up on the 1<sup>st</sup> base side of the mound, using a guide line from the edge of home plate past the edge of the 18' pitching circle, and midway between the back edge of the 18' pitching circle and the 2<sup>nd</sup> base **cut-out** area. U1 will assume a hands-on-knees **set position** as the pitcher is *touching the rubber* and remain there until the pitch is delivered, or the pitcher disengages the rubber. U1 will be square to the batter in this starting position. This position is referred to as **P3**.

---

**U3**

---

U3 should be positioned 10-12' behind the 3<sup>rd</sup> baseman with both feet in foul territory. If the 3<sup>rd</sup> baseman moves backwards, so will U3, however, the distance between U3 and 3<sup>rd</sup> baseman will get closer, with U3 never being closer than 4-6'. If the 3<sup>rd</sup> baseman moves forward and is parallel with, or closer than the base, U3 will be positioned 12-15' behind 3<sup>rd</sup> base. U3 will assume a set position as the pitcher begins his delivery to ensure he is set for each pitch. This position is referred to as **P5**.

---

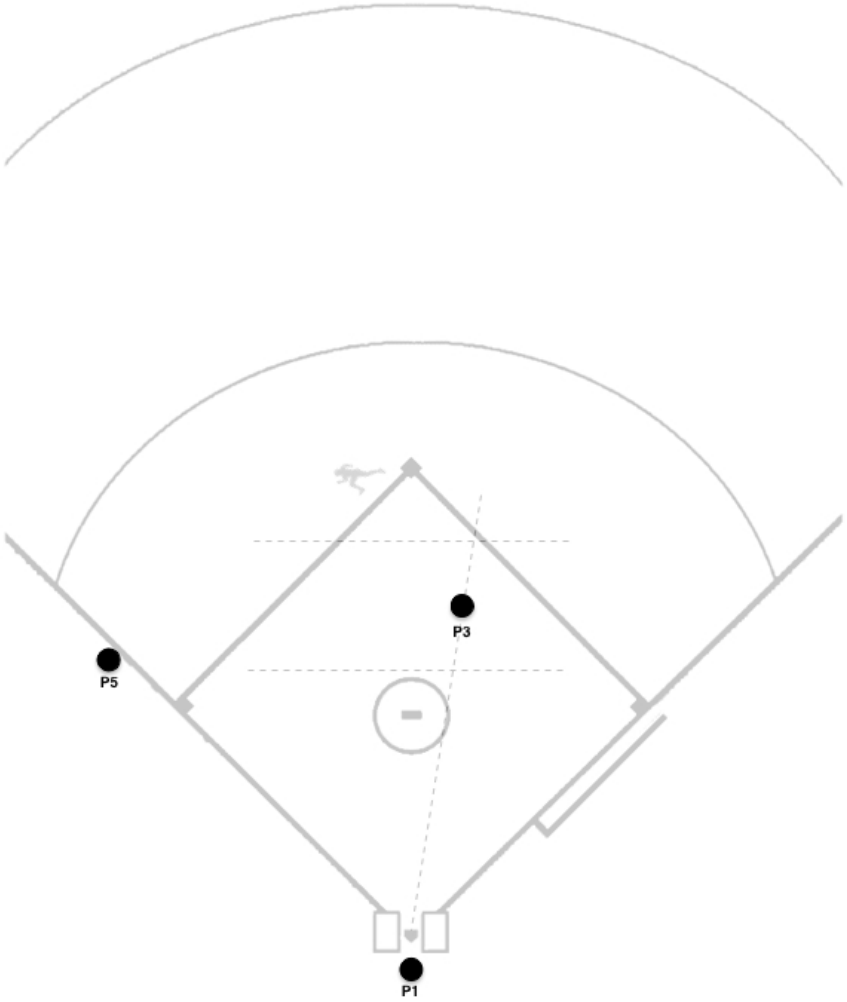
**NOTES**

---

U1 must be in the **regular P3 position**. There is no option for the deep U3 starting position.



**SITUATION 3U-52**  
**BASIC POSITIONS**



**SITUATION 3U-53**  
**GROUND BALL OR BUNT TO THE INFIELD**

---

**PLATE UMPIRE**

---

PU is responsible for all **fair/foul** decisions on the 1<sup>st</sup> base line and all **fair/foul** decisions up to the 3<sup>rd</sup> base bag on the 3<sup>rd</sup> base line. PU will move towards a position in the vicinity of 1<sup>st</sup> base line extended, approximately 15' away from home plate and is responsible for all plays at home. PU is also responsible for all overthrows.

---

**U1**

---

U1 will step-up, turn and face the ball with his chest. U1 should step up with his foot on the side that the ground ball passes him on. If there is a play at 1<sup>st</sup> base, U1 will get distance towards the spot where the 45' line begins creating an angle for the play at 1<sup>st</sup> base. U1 will come to a set position to make the call. U1 is responsible for plays at 1<sup>st</sup> and 2<sup>nd</sup> base. If the play is at 2<sup>nd</sup> or 3<sup>rd</sup> base, U1 will remain in the working area splitting the distance between 1<sup>st</sup> and 2<sup>nd</sup> base. He will then let the throw take him to the base where the play occurs. If the batter bunts, U1 should immediately get distance towards 1<sup>st</sup> base in anticipation of the play.

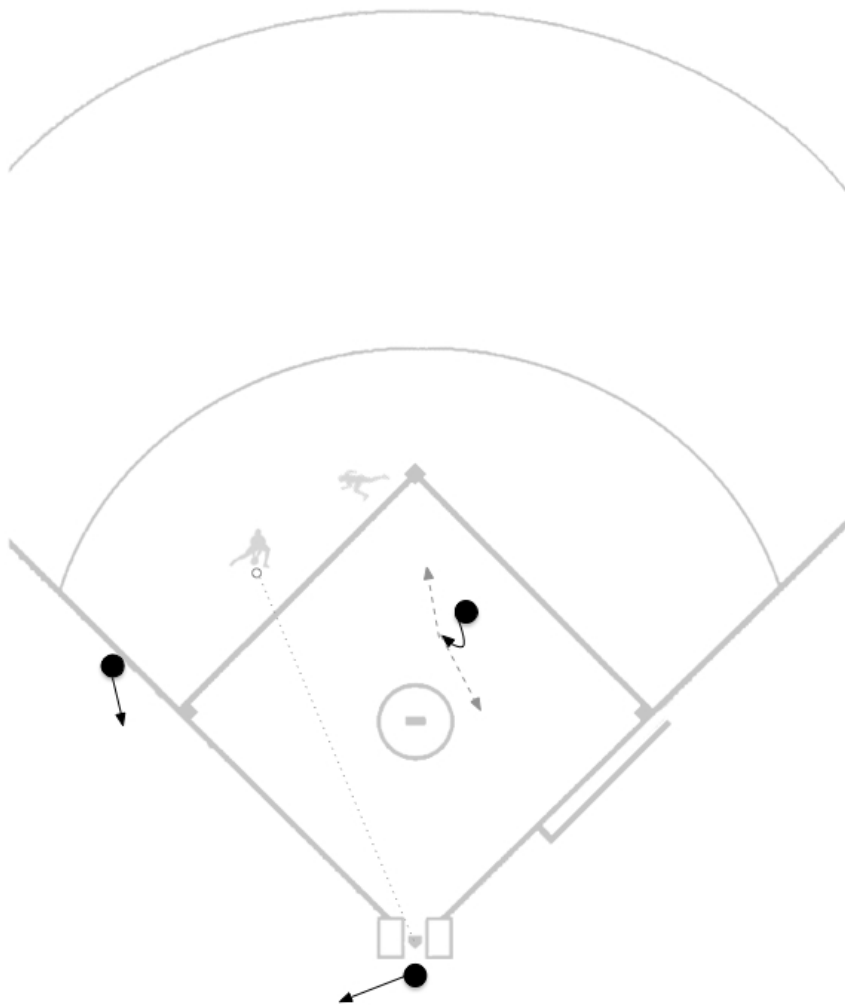
---

**U3**

---

U3 is responsible for any **fair/foul** decisions at 3<sup>rd</sup> base or beyond. U3 should take a read step with his right foot forward opening up to the infield, allowing him to **pause, read, and react** to the play. If U3 reads a play developing at 3<sup>rd</sup> base on R2, he will move to a position creating an angle for the play at 3<sup>rd</sup>. It is acceptable for U3 to take a position in either fair or foul territory to make the call at 3<sup>rd</sup> base.

**SITUATION 3U-53**  
**GROUND BALL OR BUNT TO THE INFIELD**



**SITUATION 3U-54**  
**BASE HIT OR EXTRA BASE HIT TO THE OUTFIELD**

---

**PLATE UMPIRE**

---

PU is responsible for all **fair/foul** decisions on the 1<sup>st</sup> base line; he must be in a set position on the line or on 1<sup>st</sup> base line extended if needed. PU will aggressively move towards a position in the vicinity of 1<sup>st</sup> base line extended, approximately 15' away from home plate. If there is a play at home, PU will move to a position 10-12' from home plate on 1<sup>st</sup> base line extended to read the play. From 1<sup>st</sup> base line extended, PU has the option of staying there or adjusting to 3<sup>rd</sup> base line extended for a possible swipe tag. PU should not be moving to make a call and must be in a set position.

**U1**

---

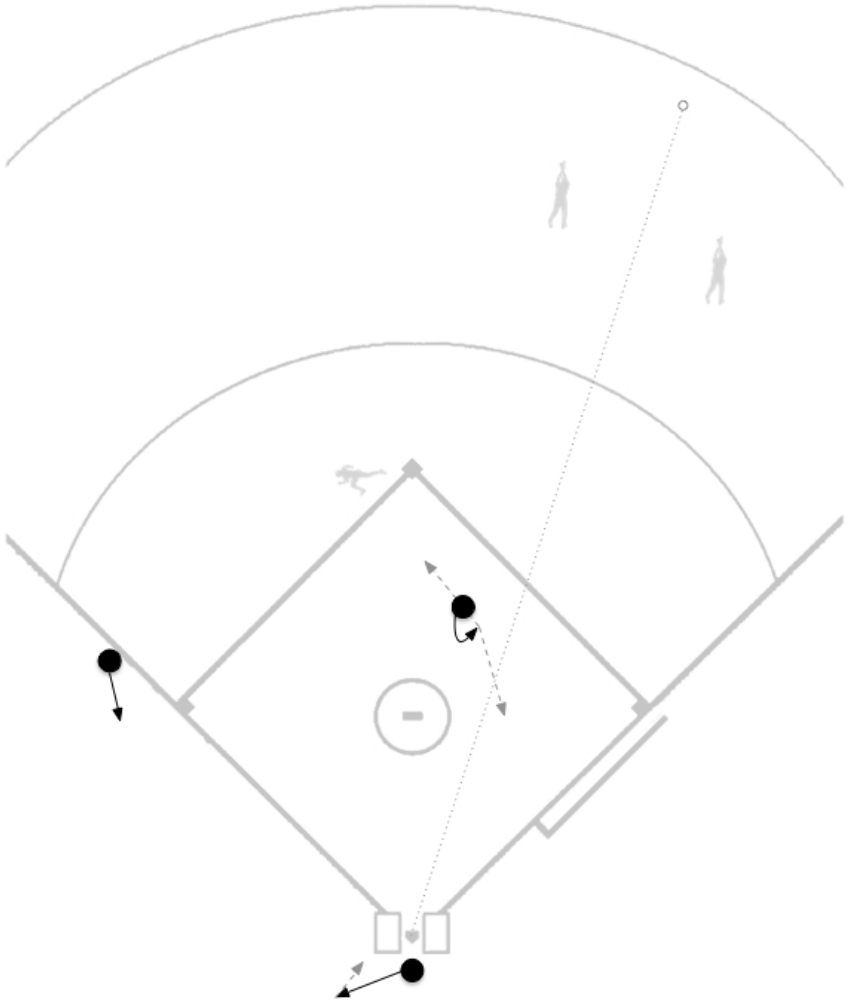
U1 will step-up, turn and face the ball with his chest. U1 should step up with his foot on the side that the ground ball passes him on. U1 is responsible for all plays and touches at 1<sup>st</sup> and 2<sup>nd</sup> base. U1 must split the difference between 1<sup>st</sup> and 2<sup>nd</sup> base and allow the play to determine where U1 will move. U1 will get a few steps in the direction of the play and should be in a set position.

**U3**

---

U3 is responsible for any **fair/foul** decisions at 3<sup>rd</sup> base or beyond. U3 should take a read step with his right foot forward opening up to the infield, allowing him to **pause, read, and react** to the play. U3 will then move in to foul territory in the direction of home plate stopping in the vicinity of 3<sup>rd</sup> base. U3 is responsible for R2 touching 3<sup>rd</sup> base and any possible obstructions. If U3 reads a play developing at 3<sup>rd</sup> base on R2, he will move to a position creating an angle for the play at 3<sup>rd</sup>. U3 would be responsible for his end of either run-down between 2<sup>nd</sup> and 3<sup>rd</sup> or 3<sup>rd</sup> and home.

**SITUATION 3U-54**  
**BASE HIT OR EXTRA BASE HIT TO THE OUTFIELD**



**SITUATION 3U-55**  
**RESPONSIBILITIES ON A FLY BALL TO THE OUTFIELD**

---

**PLATE UMPIRE**

---

PU is responsible for all fly balls, which take the right fielder towards the foul line and in to foul territory. PU is responsible for all **fair/foul** and **catch/no catch** calls down the 1<sup>st</sup> base line.

**U1**

---

U1 is responsible for all fly balls which take the center fielder towards right field and all fly balls directly at the right fielder or which take him towards center field. U1 will not leave the infield from this position no matter how many outs. Should there be a trouble ball within that area, U1 will go to a position at the grass dirt line to make any **catch/no catch** calls.

**U3**

---

U3 is responsible for all fly balls hit directly at the center fielder and all fly balls, which take the center fielder towards the left field foul line. U3 is responsible for all fly balls towards left field, including foul territory. He is responsible for all **fair/foul** and **catch/no catch** calls in that area.

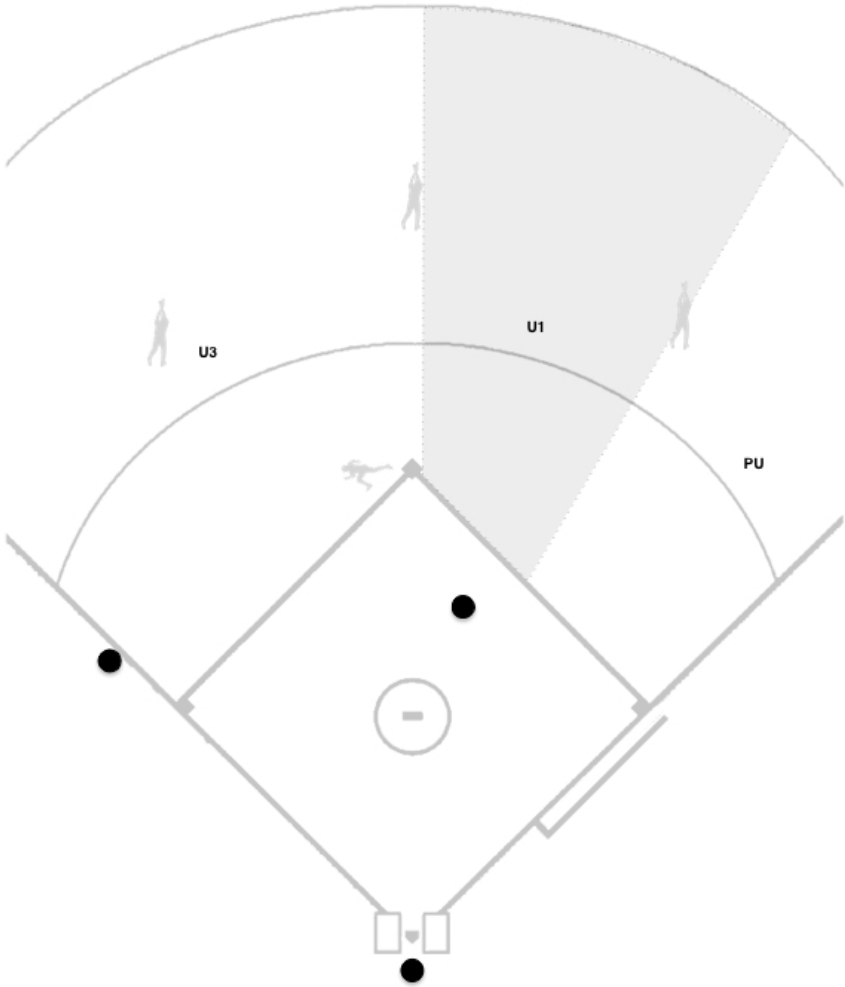
**NOTES**

---

The responsibility of a fly ball hit directly at the center fielder belongs to U3, and not U1, as U3 has the best possible angle for any trouble balls, which may be short hopped by the center fielder. U1 might be closer but is looking straight at the center fielder and therefore has no angle. These responsibilities should be reviewed prior to the game by the crew. Any time an infielder turns his back to the infield, it should be treated as a fly ball to the outfield in terms of responsibilities.

If an infielder turns his back to the plate to field a pop-up, responsibilities of the **catch/no catch** will remain the same as a fly ball to the outfield

**SITUATION 3U-55**  
**RESPONSIBILITIES ON A FLY BALL TO THE OUTFIELD**



**SITUATION 3U-56**  
**RESPONSIBILITIES ON LINE DRIVES OR FLY BALLS TO THE INFIELD**

---

**PLATE UMPIRE**

---

PU is responsible for all fly balls to the pitcher and catcher. He is also responsible for fly balls, which take the 1<sup>st</sup> baseman towards the foul line. PU is responsible for all **fair/foul** decisions on the 1<sup>st</sup> base line and anything up to the 3<sup>rd</sup> base bag on the 3<sup>rd</sup> base line. PU is responsible for all line drives to the pitcher and a line drive, which takes the 1<sup>st</sup> baseman towards the 1<sup>st</sup> base line.

---

**U1**

---

U1 is responsible for all fly balls and line drives between the 3<sup>rd</sup> baseman and the 1<sup>st</sup> baseman but has no fair/foul responsibilities from this position. U1 will also take responsibility for a fly ball behind the pitcher's mound.

---

**U3**

---

U3 is responsible for all fly balls and line drives, which take the 3<sup>rd</sup> baseman towards the 3<sup>rd</sup> base line. He is responsible for **catch/no catch** calls and any **fair/foul** call, which is at the base or beyond.

---

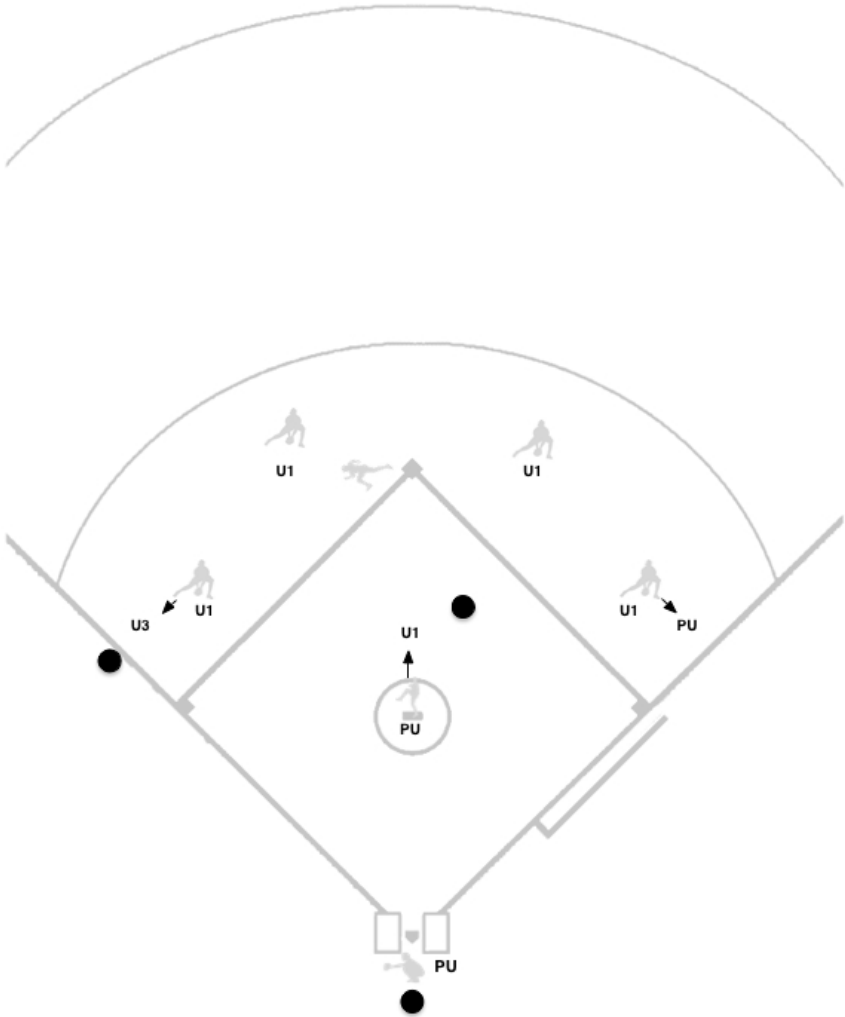
**NOTES**

---

It is important that a crew use visual and verbal communication with each other prior to signaling a call. There are times, specifically with line drives, where another umpire might have a better angle to assist with making a catch/no catch call. As a crew, these responsibilities should be discussed prior to a game, as well as what to do should a situation arise where another umpire might have information to assist the umpire responsible for the call.



**SITUATION 3U-56**  
**RESPONSIBILITIES ON LINE DRIVES OR FLY BALLS TO THE INFIELD**



**SITUATION 3U-57**

**FLY BALL TAKING THE LEFT FIELDER TOWARD THE LEFT FIELD LINE**

---

**PLATE UMPIRE**

---

PU will remove his mask and head to a position in the vicinity of 1<sup>st</sup> base line extended, approximately 15' away from home plate. PU is responsible for all plays at home plate as well as all overthrows.

**U1**

---

U1 will step up, turn and face the ball with his chest. U1 will aggressively move in to the working area, without back-stepping. U1 will take a position, which allows him to see the **catch/no catch** and R2 tagging up at 2<sup>nd</sup> base. U1 is responsible for watching the batter-runner touch 1<sup>st</sup> base, R2 tagging up, and all plays at 2<sup>nd</sup> and 3<sup>rd</sup> on R2. U1 will attempt to time looking at the batter-runner touch 1<sup>st</sup> base, but his priority is R2 tagging up.

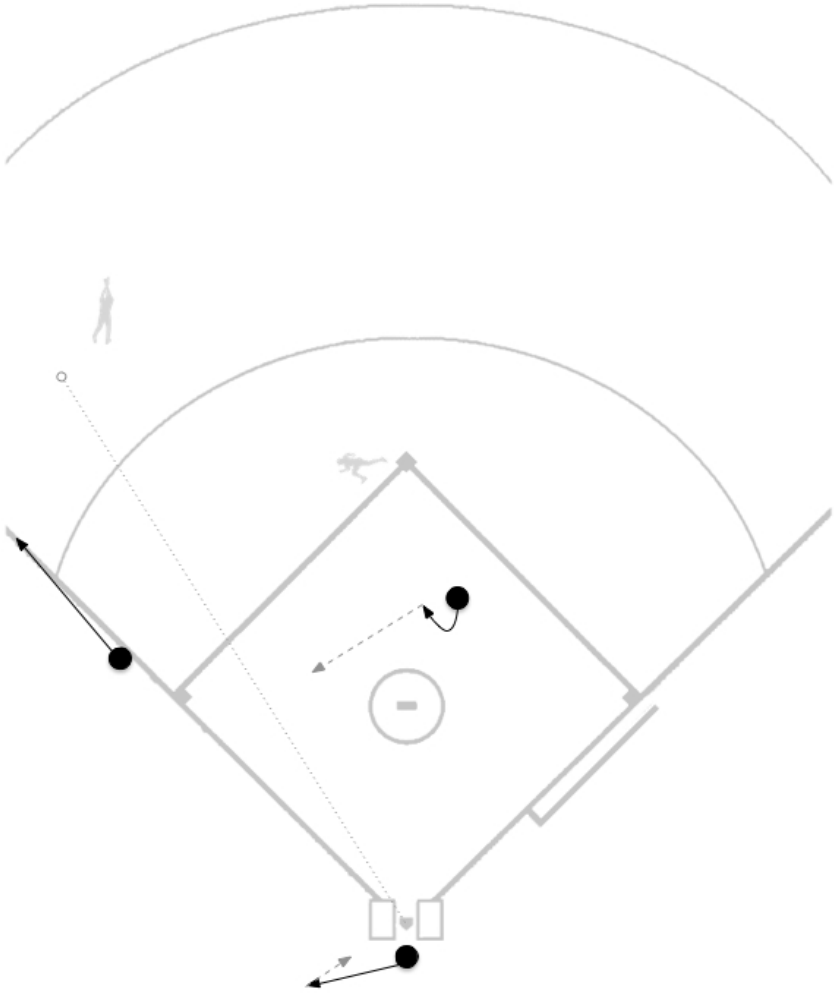
**U3**

---

U3 lets his partners know he is responsible for the fly ball by verbalizing, “**I’m going out**”. U3 is responsible for the **fair/foul** and **catch/no catch** calls. U3 must get as much distance as possible while creating the best angle to make the calls; if necessary, U3 should sacrifice some distance to get the best possible angle. U3 must be stopped and in a standing set to make any calls. If the fly ball is in the vicinity of the fair/foul line, U3 must be set and straddling the line. When U3 goes out in this situation, he stays out until the play is complete.

**SITUATION 3U-57**

**FLY BALL TAKING THE LEFT FINDER TOWARD THE LEFT FIELD LINE**



**SITUATION 3U-58**  
**FLY BALL DIRECTLY AT THE CENTER FIELDER OR BETWEEN THE**  
**CENTER FIELDER AND LEFT FIELDER**

---

**PLATE UMPIRE**

---

PU will remove his mask and head to a position in the vicinity of 1<sup>st</sup> base line extended, approximately 15' away from home plate. PU is responsible for all plays at home plate as well as all overthrows.

---

**U1**

---

U1 will step up, turn and face the ball with his chest. U1 will aggressively move in to the working area, without back-stepping. U1 will take a position, which allows him to see the **catch/no catch** and R2 tagging up at 2<sup>nd</sup> base. U1 is responsible for watching the batter-runner touch 1<sup>st</sup> base, R2 tagging up, and all plays at 2<sup>nd</sup> and 3<sup>rd</sup> on R2. U1 will attempt to time looking at the batter-runner touch 1<sup>st</sup> base, but his priority is R2 tagging up.

---

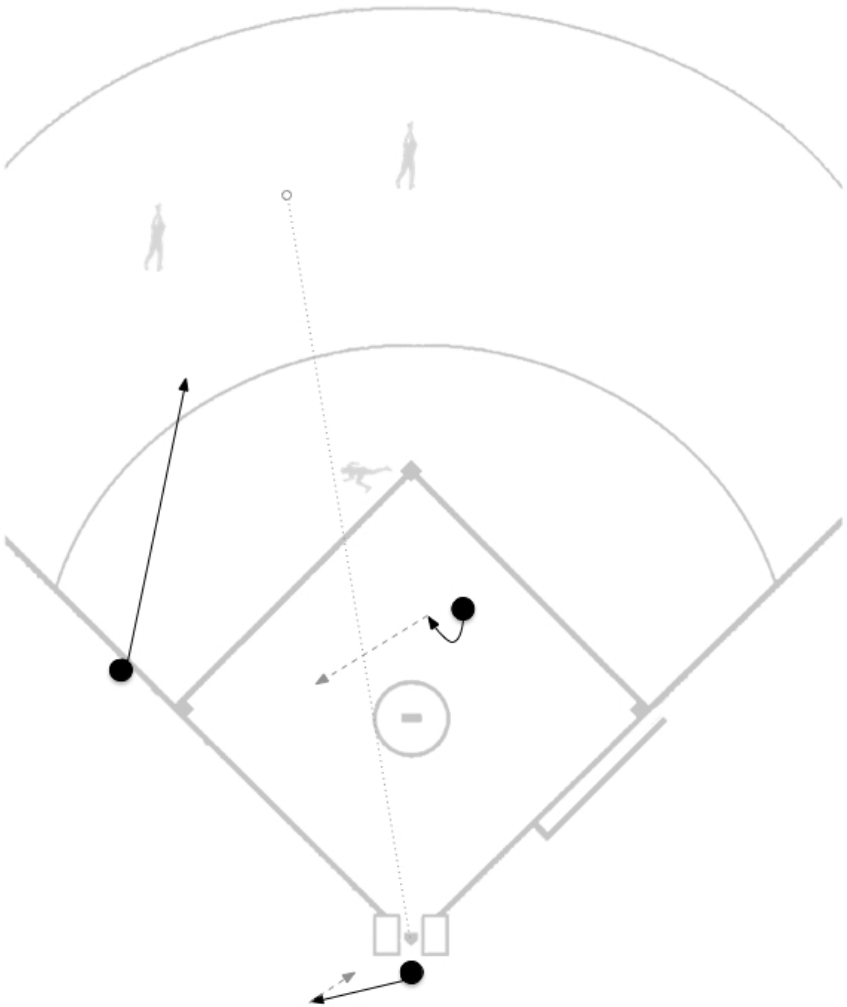
**U3**

---

U3 lets his partners know he is responsible for the fly ball by verbalizing, “**I’m going out**”. U3 is responsible for the **fair/foul** and **catch/no catch** calls. U3 must get as much distance as possible while creating the best angle to make the calls; if necessary, U3 should sacrifice some distance to get the best possible angle. U3 must be stopped and in a standing set to make any calls. If the fly ball is in the vicinity of the fair/foul line, U3 must be set and straddling the line. When U3 goes out in this situation, he stays out until the play is complete.

**SITUATION 3U-58**

**FLY BALL DIRECTLY AT THE CENTER FIELDER OR BETWEEN THE  
CENTER FIELDER AND LEFT FIELDER**



**SITUATION 3U-59**

**FLY BALL DIRECTLY AT THE RIGHT FIELDER OR BETWEEN THE RIGHT  
FIELDER AND CENTER FIELDERS**

---

**PLATE UMPIRE**

---

PU will remove his mask and head to a position in the vicinity of 1<sup>st</sup> base line extended, approximately 15' away from home plate. PU is responsible for all plays at home plate and overthrows. If the ball is dropped refer to 3U-54.

---

**U1**

---

U1 will step up, turn and face the ball with his chest. U1 will aggressively move in to the working area, without back-stepping. U1 is responsible for the **catch/no catch** call. If U1 reads the fly ball to be a trouble ball, he will move to the edge of the grass dirt line and take a standing set to make the call. U1 must aggressively signal the catch/no catch with a mechanic and voice. U1 will not leave the infield in this situation. If it is not a trouble ball, U1 will remain in the working area, taking a position, which allows him to see the **catch/no catch** and R2 tagging up at 2<sup>nd</sup> base. U1 is responsible for plays at 2<sup>nd</sup> base on R2. U1 is responsible for the batter-runner touching 1<sup>st</sup> base but will only be able to glance at 1<sup>st</sup> base. If the ball is dropped refer to 3U-54.

---

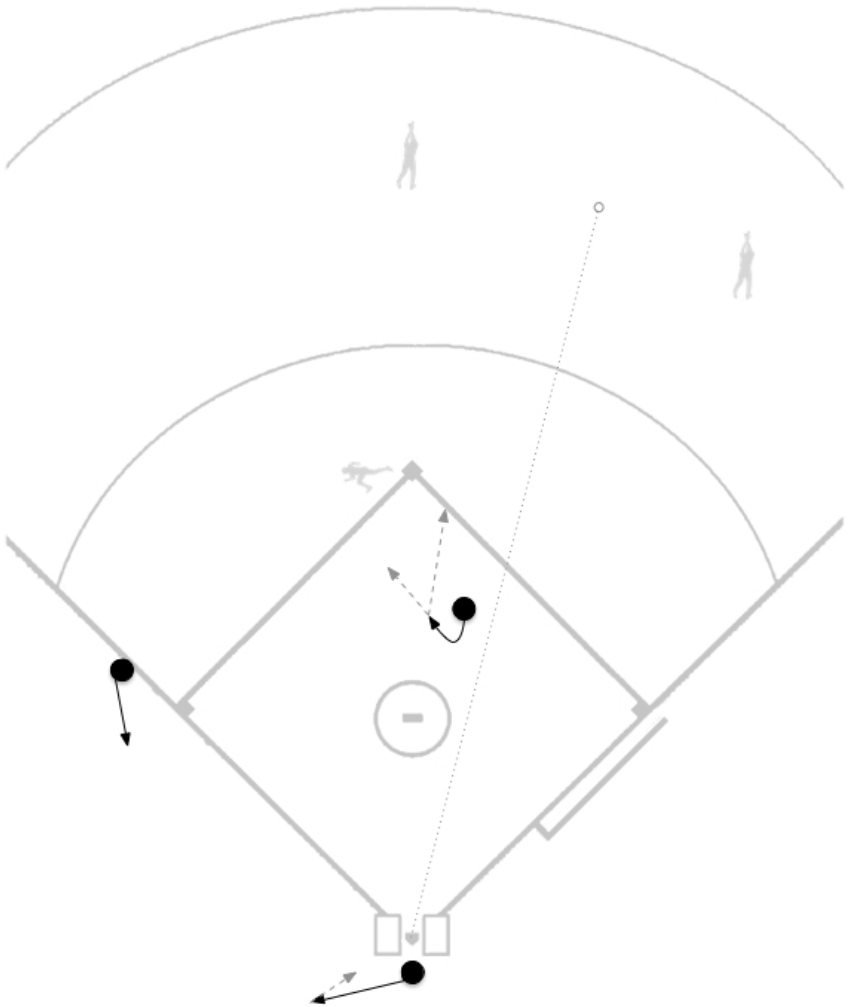
**U3**

---

U3 will move aggressively in to foul territory, taking a position, which allows him to watch the catch/no catch and R2 at 2<sup>nd</sup> base. U3 is not responsible for the tag up at 2<sup>nd</sup> but is responsible for all plays at 3<sup>rd</sup> base. U3 should position himself lining up the base with the throw and then make any adjustments necessary to get to the best position possible to make the call. U3 must be in a set position for a call at 3<sup>rd</sup> base. If the ball is dropped refer to 3U-54.

**SITUATION 3U-59**

**FLY BALL DIRECTLY AT THE RIGHT FIELDER OR BETWEEN THE RIGHT FIELDER AND CENTER FIELDSERS**



**SITUATION 3U-60****FLY BALL TAKING THE RIGHT FIELDER TOWARD THE RIGHT FIELD LINE**

---

---

**PLATE UMPIRE**

---

PU will exit the catcher left and immediately head down the 1<sup>st</sup> base line. PU will communicate to his partners, **“I’m on the line”**. PU is responsible for the **fair/foul** and **catch/no catch** call. PU will get as much distance as possible and come to a standing set position to make a call. If the ball is caught, PU will give a mechanic, and after seeing the release of the throw from the outfielder, PU will return to the home plate area. He is responsible for overthrows and any plays on R2 at home.

---

**U1**

---

U1 will step up, turn and face the ball with his chest. U1 will aggressively move in to the working area, without back-stepping. U1 will take a position, which allows him to see the **catch/no catch** and R2 tagging up at 2<sup>nd</sup> base. U1 is responsible for watching the batter-runner touch 1<sup>st</sup> base, R2 tagging up, and all plays at 2<sup>nd</sup> on R2. U1 will attempt to time looking at the batter-runner touch 1<sup>st</sup> base, but his priority is R2 tagging up.

---

**U3**

---

U3 will move aggressively in to foul territory; taking a position which lines him up with 3<sup>rd</sup> base and the catch/no catch in the outfield. U3 is responsible for all plays on R2 at 3<sup>rd</sup> base. U3 will read the throw and make any adjustments necessary to get in to the best position possible to make a call on R2 at 3<sup>rd</sup> base if he tags. U3 must be in a set position to make the call.

---

**NOTES**

---

The terminology **“I’m on the line”** by PU replaces **“I’ve got the ball”** in this rotation. This terminology indicates that PU knows his responsibilities, and is positioned on the 1<sup>st</sup> base line as opposed to the 3<sup>rd</sup> base line. PU will not have any other responsibilities in regards to 3<sup>rd</sup> base, either plays or runners tagging up.





**SITUATION 3U-61**  
**RUN-DOWN BETWEEN 2ND AND 3RD BASE**

---

**PLATE UMPIRE**

---

PU will remove his mask and head towards a position in the vicinity of 1<sup>st</sup> base line extended, approximately 15' away from home plate. PU is responsible for any overthrows as well as any plays at home on R2.

---

**U1**

---

U1 is responsible for his half of the run-down. U1 will remain on the infield side of the run-down and will communicate, **“I’ve got this half”** to U3. U1 should take a position approximately  $\frac{1}{4}$  of the way towards 3<sup>rd</sup> base, the midpoint of his end of the run-down. U1 is responsible for all plays at 2<sup>nd</sup> base.

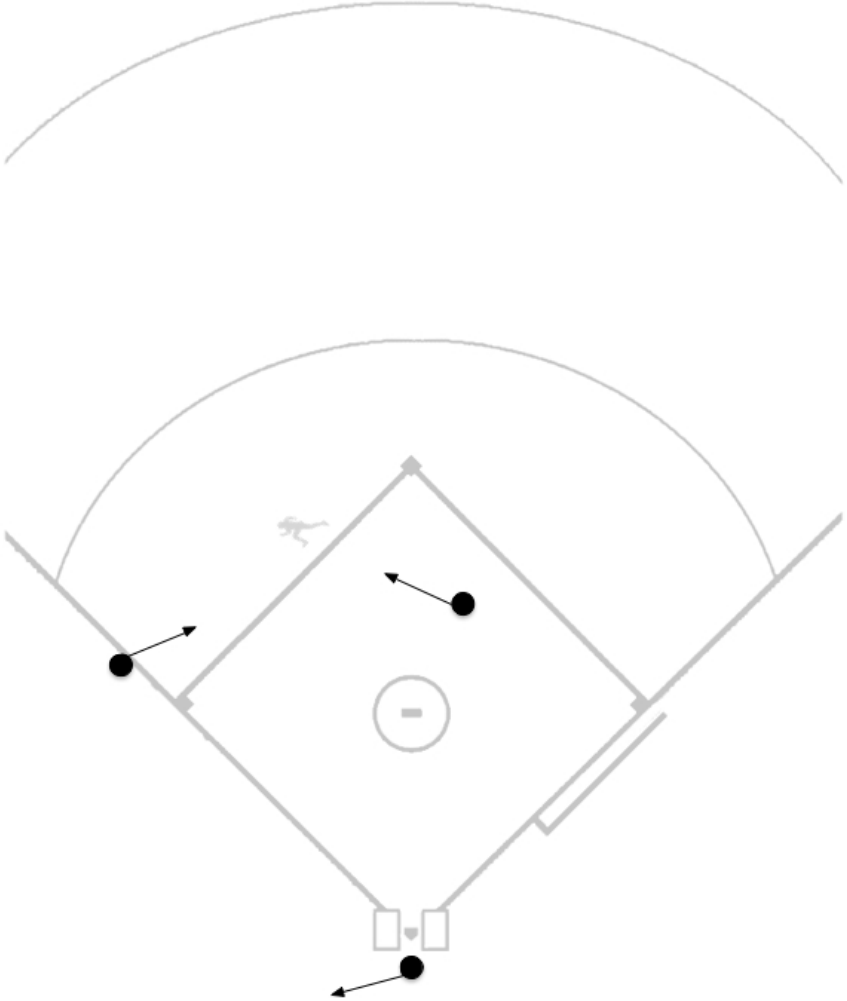
---

**U3**

---

U3 is responsible for his half of the run-down. U3 will remain on the outfield side of the run-down and will communicate, **“I’ve got this half”** to U1. U3 should take a position approximately  $\frac{3}{4}$  of the way towards 3<sup>rd</sup> base, the midpoint of his end of the run-down. U3 is responsible for all plays at 3<sup>rd</sup> base. If R2 reaches 3<sup>rd</sup> safely and another run-down begins between 3<sup>rd</sup> and home, U3 will move in to the infield for his half of the run-down.

**SITUATION 3U-61**  
**RUN-DOWN BETWEEN 2ND AND 3RD BASE**



**SITUATION 3U-62  
STEAL OF 3RD BASE**

---

**PLATE UMPIRE**

---

PU will remove his mask and head towards a position in the vicinity of 1<sup>st</sup> base line extended, approximately 15' away from home plate. PU is responsible for any overthrows as well as any plays at home on R2.

**U1**

---

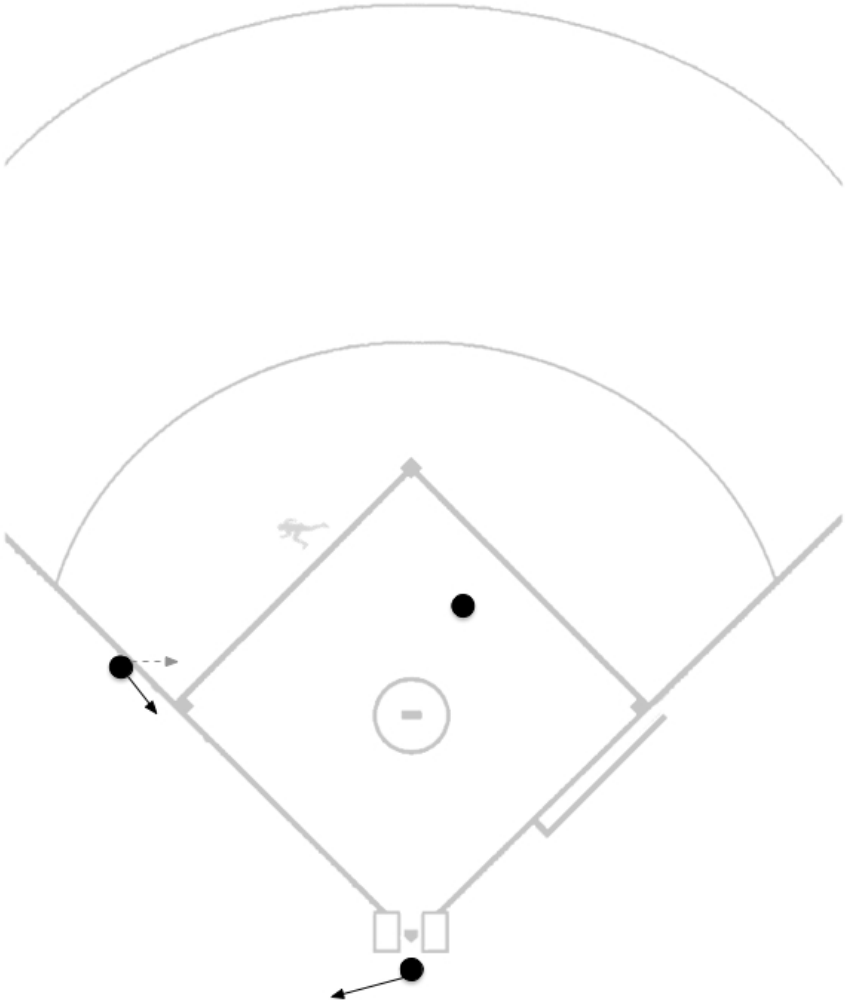
U1 has no responsibility in this situation, unless a run-down develops (refer to Situation 3U-61).

**U3**

---

U3 will step aggressively forward, moving into a set position to get the best possible angle on R2 sliding into 3<sup>rd</sup> base. It is acceptable for U3 to take a position in either fair or foul territory to make the call.

**SITUATION 3U-62**  
**STEAL OF 3RD BASE**





CONTENTS

---

---

<b>SITUATION 3U-63</b>	<b>BASIC POSITIONS</b>
<b>SITUATION 3U-64</b>	<b>GROUND BALL OR BUNT TO THE INFIELD</b>
<b>SITUATION 3U-65</b>	<b>BASE HIT OR EXTRA BASE HIT TO THE OUTFIELD</b>
<b>SITUATION 3U-66</b>	<b>RESPONSIBILITIES ON A FLY BALL TO THE OUTFIELD</b>
<b>SITUATION 3U-67</b>	<b>RESPONSIBILITIES ON LINE DRIVES OR FLY BALLS TO THE INFIELD</b>
<b>SITUATION 3U-68</b>	<b>FLY BALL TO THE LEFT OF THE LEFT FIELDER</b>
<b>SITUATION 3U-69</b>	<b>FLY BALL BETWEEN THE CENTER FIELDER AND DIRECTLY AT THE LEFT FIELDER</b>
<b>SITUATION 3U-70</b>	<b>FLY BALL DIRECTLY AT THE CENTER FIELDER OR BETWEEN THE CENTER FIELDER AND RIGHT FIELDER</b>
<b>SITUATION 3U-71</b>	<b>FLY BALL TAKING RIGHT FIELDER TOWARDS THE RIGHT FIELD LINE</b>
<b>SITUATION 3U-72</b>	<b>RUN-DOWN BETWEEN 2ND AND 3RD BASE</b>

---

**SITUATION 3U-63**  
**BASIC POSITIONS**

---

**PLATE UMPIRE**

---

PU stands in the slot behind the catcher until the batter hits the ball. The **box** and the **scissors** stance are acceptable for calling balls and strikes. **This position is referred to as P1.**

---

**U1**

---

U1 sets up 10-12' behind the 1<sup>st</sup> baseman holding on R1. If the 1<sup>st</sup> baseman is not holding on R1 then refer to 3U-1. U1 should be completely in foul territory. U1 may angle his feet slightly towards the pitcher's mound as long as when the pitch is delivered, his shoulders and head are square to home plate. U1 should assume a hands-on-knees **set position** as the pitcher is *touching the rubber* and remain there as the pitch is delivered. U1 should not have to move to make a decision on a pick-off play at 1<sup>st</sup> base from this position. **This position is referred to as P2.**

---

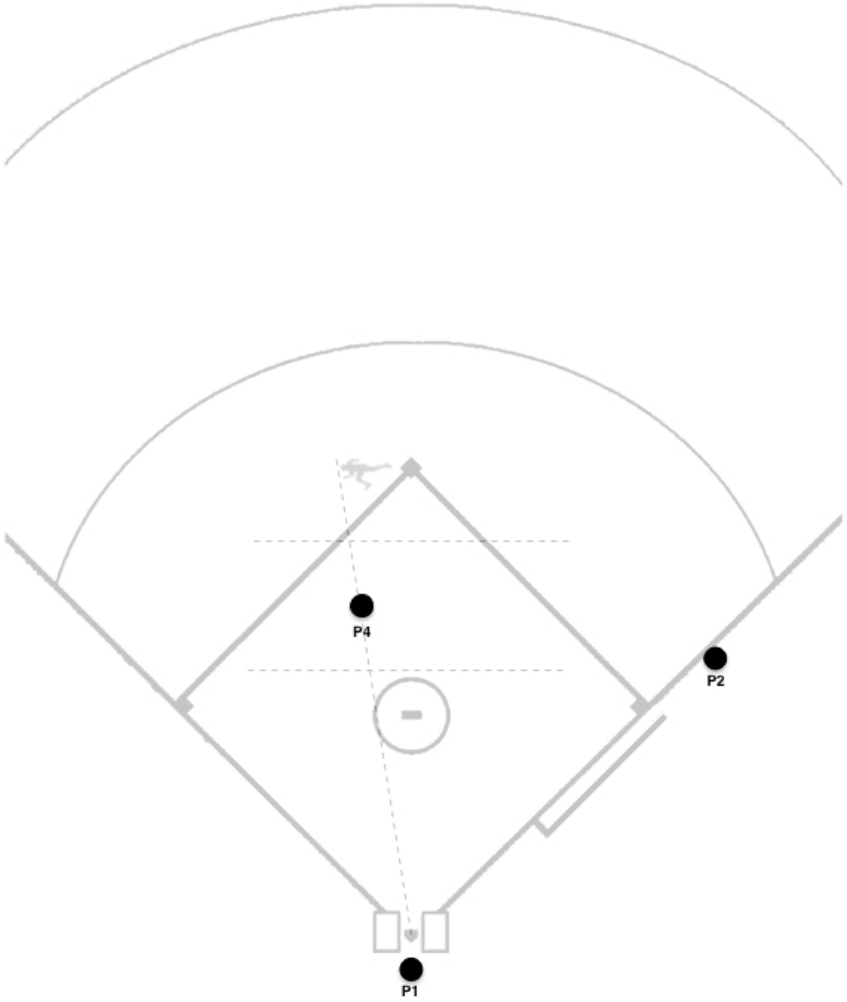
**U3**

---

U3 sets up on the 3<sup>rd</sup> base side of the mound, using a guide line from the edge of home plate past the edge of the 18' pitching circle, and midway between the back edge of the 18' pitching circle and the 2<sup>nd</sup> base **cut-out** area. U3 will assume a hands-on-knees **set position** as the pitcher is *touching the rubber* and remain there until the pitch is delivered, or the pitcher disengages the rubber. U3 will be square to the batter in this starting position. **This position is referred to as P4.**



**SITUATION 3U-63**  
**BASIC POSITIONS**



---

**SITUATION 3U-64**  
**GROUND BALL OR BUNT TO THE INFIELD**

---

---

**PLATE UMPIRE**

---

PU is responsible for all **fair/foul** decisions on the 3<sup>rd</sup> base line and all **fair/foul** decisions up to the 1<sup>st</sup> base bag on the 1<sup>st</sup> base line. PU will move towards a position in the vicinity of 1<sup>st</sup> base line extended, approximately 15' away from home plate and is responsible for watching R2 touch 3<sup>rd</sup> and all plays at home. PU is also responsible for all overthrows.

---

**U1**

---

U1 is responsible for any **fair/foul** decisions at first base or beyond. U1 should take a read step with his left foot forward opening up to the infield, allowing him to **pause, read, and react** to the play. From that position U1 will move to a spot approximately 12-15' from 1<sup>st</sup> base creating a 90-degree angle from where the throw is originating and squaring his legs and body to the base. U1 will watch the release of the ball by the fielder, and after ensuring it is a true throw, come to a set position, turning and squaring his head and shoulders to the base. If U1 reads that the throw from the fielder is not a true throw, he will remain in a standing position and take a step in whatever direction necessary to create the best angle possible to make the call on a possible swipe tag or to see whether the fielder pulled his foot off the base. U1 should always be in fair territory unless he reads "pressure" from the 2<sup>nd</sup> baseman moving towards him, or in some cases when the throw originates in foul territory between home and 1<sup>st</sup> base.

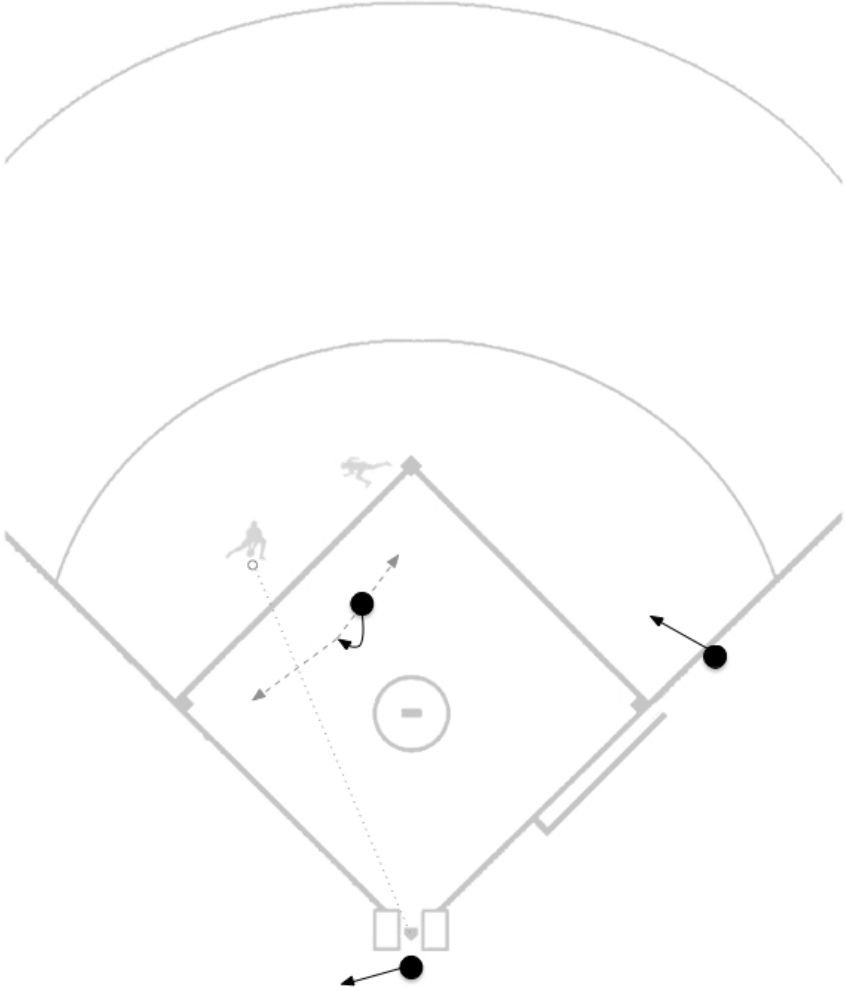
---

**U3**

---

U3 will step-up, turn and face the ball with his chest. U3 should step up with his foot on the side that the ground ball passes him on. U3 is responsible for all plays at 2<sup>nd</sup> and 3<sup>rd</sup> base. U3 must split the difference between 2<sup>nd</sup> and 3<sup>rd</sup> base and allow the play to determine where U3 will move. U3 will get a few steps in the direction of the play and should be in a set position.

**SITUATION 3U-64**  
**GROUND BALL OR BUNT TO THE INFIELD**



**SITUATION 3U-65**  
**BASE HIT OR EXTRA BASE HIT TO THE OUTFIELD**

---

**PLATE UMPIRE**

---

PU is responsible for all **fair/foul** decisions on the 3<sup>rd</sup> base line; he must be in a set position on the line or on 3<sup>rd</sup> base line extended if needed. PU will aggressively move towards a position in the vicinity of 1<sup>st</sup> base line extended, approximately 15' away from home plate and is responsible for R2 touching 3<sup>rd</sup> base and any possible obstructions on R2. If there is a play at home, PU will move to a position 10-12' from home plate on 1<sup>st</sup> base line extended to read the play. From 1<sup>st</sup> base line extended, PU has the option of staying there or adjusting to 3<sup>rd</sup> base line extended for a possible swipe tag. PU should not be moving to make a call and must be in a set position.

**U1**

---

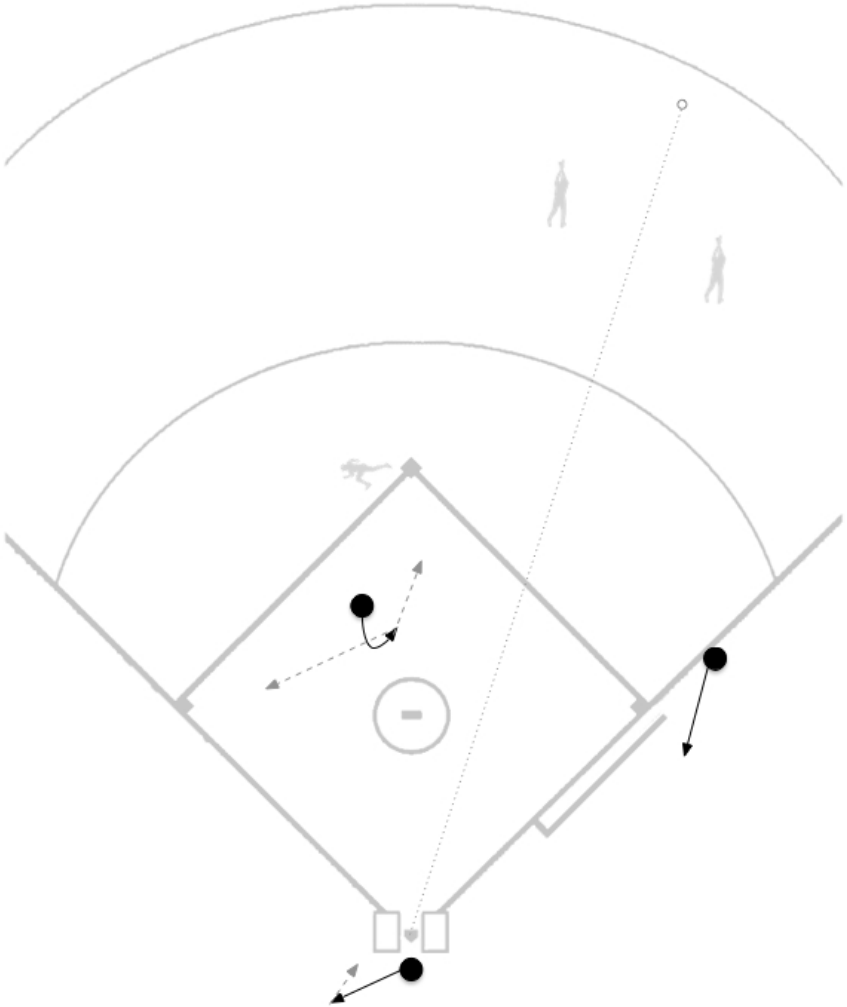
U1 is responsible for all **fair/foul** decisions at, or past, 1<sup>st</sup> base. U1 will then move in to foul territory in the direction of home plate stopping in the vicinity of 1<sup>st</sup> base. U1 is responsible for the batter-runner touching 1<sup>st</sup> base and any possible obstructions. His only responsibility is 1<sup>st</sup> base and his end of a run-down between 1<sup>st</sup> and 2<sup>nd</sup> base.

**U3**

---

U3 will step-up, turn and face the ball with his chest. U3 should step up with his foot on the side that the ground ball passes him on. U3 is responsible for all plays at 2<sup>nd</sup> and 3<sup>rd</sup> base. U3 must split the difference between 2<sup>nd</sup> and 3<sup>rd</sup> base and allow the play to determine where U3 will move. U3 will get a few steps in the direction of the play and should be in a set position.

**SITUATION 3U-65**  
**BASE HIT OR EXTRA BASE HIT TO THE OUTFIELD**



**SITUATION 3U-66**  
**RESPONSIBILITIES ON A FLY BALL TO THE OUTFIELD**

---

**PLATE UMPIRE**

---

PU is responsible for all fly balls, which take the left fielder towards the foul line and in to foul territory. PU is responsible for all **fair/foul** and **catch/no catch** calls down the 3<sup>rd</sup> base line.

**U1**

---

U1 is responsible for all fly balls hit directly at the center fielder and all fly balls, which take the center fielder towards the right field foul line. U1 is responsible for all fly balls towards right field, including foul territory. He is responsible for all **fair/foul** and **catch/no catch** calls in that area.

**U3**

---

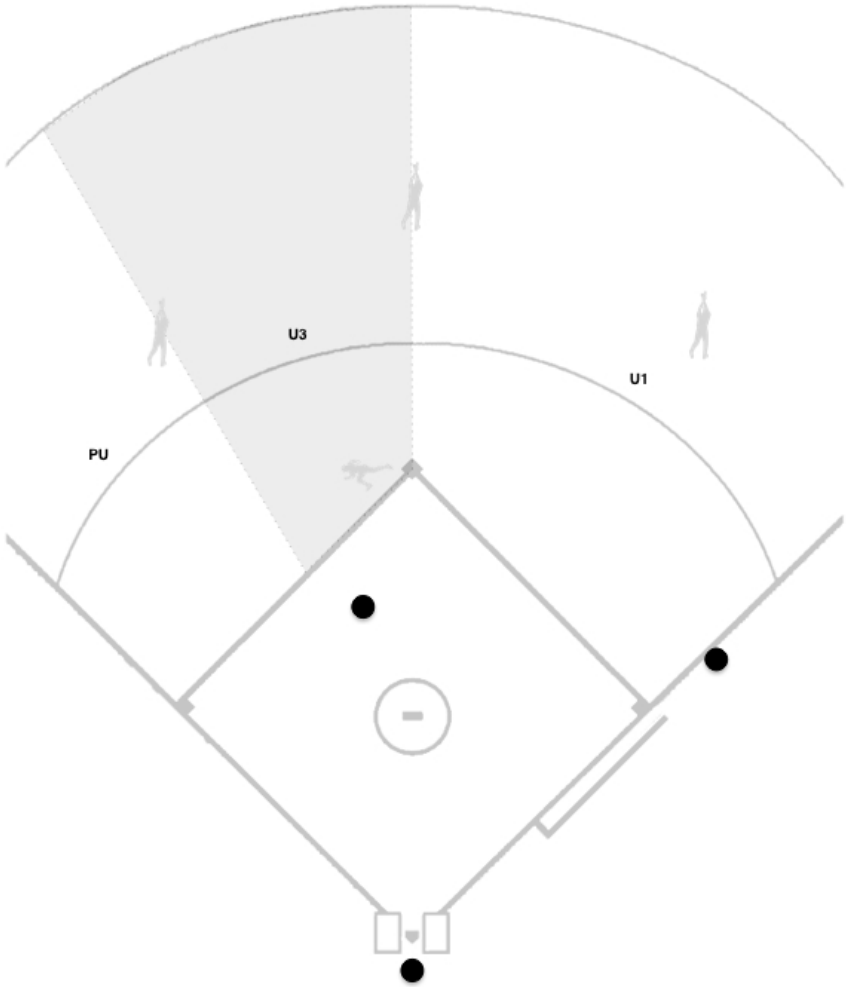
U3 is responsible for all fly balls which take the center fielder towards left field and all fly balls directly at the left fielder or which take him towards center field. Should there be a trouble ball within that area, U3 has the option to leave the infield for the **catch/no catch** call; refer to 3U-69.

**NOTES**

---

The responsibility of a fly ball hit directly at the center fielder belongs to U1, and not U3, as U1 has the best possible angle for any trouble balls, which may be short hopped by the center fielder. U3 might be closer but is looking straight at the center fielder and therefore has no angle. These responsibilities should be reviewed prior to the game by the crew. Any time an infielder turns his back to the infield, it should be treated as a fly ball to the outfield in terms of responsibilities.

**SITUATION 3U-66**  
**RESPONSIBILITIES ON A FLY BALL TO THE OUTFIELD**



**SITUATION 3U-67**  
**RESPONSIBILITIES ON LINE DRIVES OR FLY BALLS TO THE INFIELD**

---

**PLATE UMPIRE**

---

PU is responsible for all fly balls to the pitcher and catcher. He is also responsible for fly balls, which take the 3<sup>rd</sup> baseman towards the foul line. PU is responsible for all **fair/foul** decisions on the 3<sup>rd</sup> base line and anything up to the 1<sup>st</sup> base bag on the 1<sup>st</sup> base line. PU is responsible for all line drives to the pitcher and a line drive, which takes the 3<sup>rd</sup> baseman towards the 3<sup>rd</sup> base line.

**U1**

---

U1 is responsible for all fly balls and line drives, which take the 1<sup>st</sup> baseman towards the 1<sup>st</sup> base line. He is responsible for **catch/no catch** calls and any **fair/foul** call, which is at the base or beyond.

**U3**

---

U3 is responsible for all fly balls and line drives between the 3<sup>rd</sup> baseman and the 1<sup>st</sup> baseman but has no fair/foul responsibilities from this position. U3 will also take responsibility for a fly ball behind the pitcher's mound.

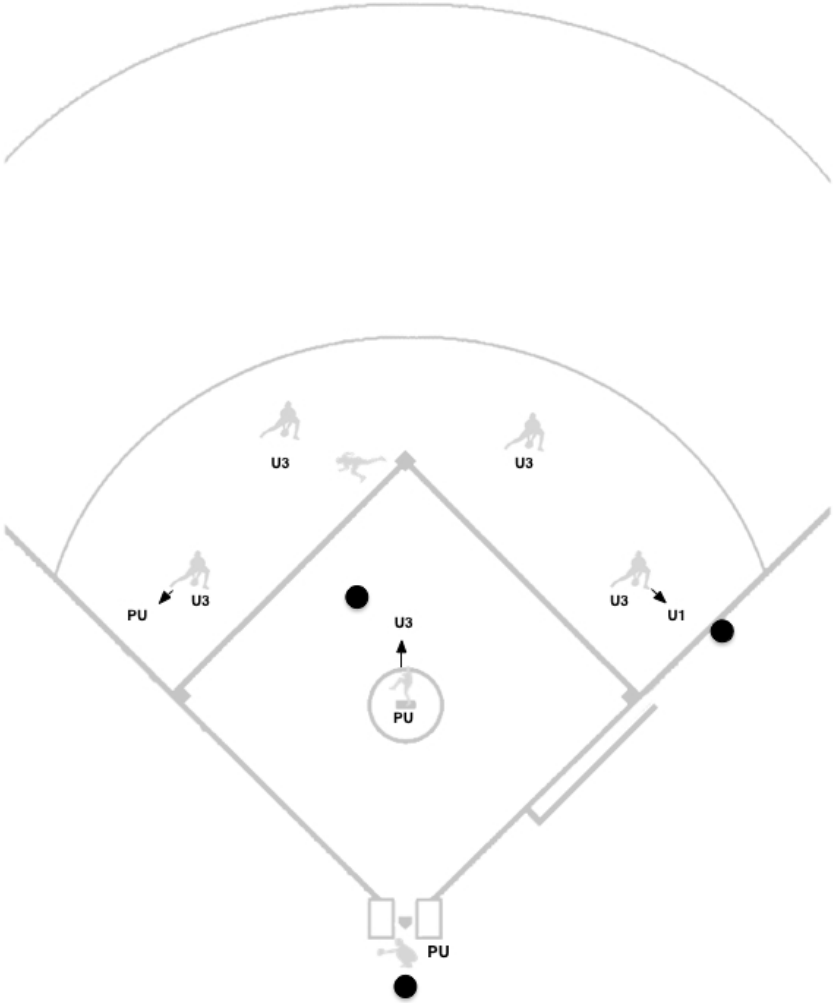
**NOTES**

---

It is important that a crew use visual and verbal communication with each other prior to signaling a call. There are times, specifically with line drives, where another umpire might have a better angle to assist with making a catch/no catch call. As a crew, these responsibilities should be discussed prior to a game, as well as what to do should a situation arise where another umpire might have information to assist the umpire responsible for the call.



**SITUATION 3U-67**  
**RESPONSIBILITIES ON LINE DRIVES OR FLY BALLS TO THE INFIELD**



**SITUATION 3U-68**  
**FLY BALL TO THE LEFT OF THE LEFT FIELDER**

---

**PLATE UMPIRE**

---

PU will exit the catcher left and immediately head down the 3<sup>rd</sup> base line. PU will communicate to his partners, **“I’ve got the ball”**. PU is responsible for the **fair/foul** and **catch/no catch** call. PU will get as much distance as possible and come to a standing set position to make a call. PU is responsible for R2 touching 3<sup>rd</sup> base and home plate, and must be careful to avoid a collision with R2. If the ball is not caught, PU would return home for any plays at the plate.

**U1**

---

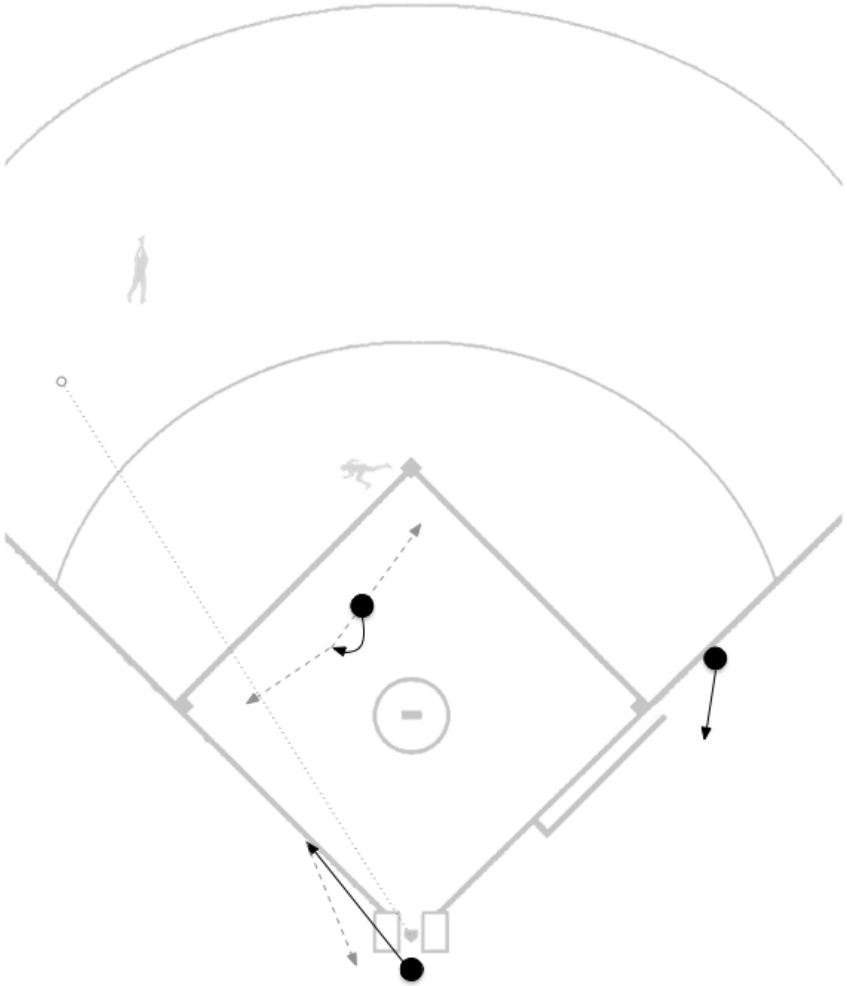
U1 will then move in to foul territory in the direction of home plate stopping in the vicinity of 1<sup>st</sup> base. U1 is responsible for the batter-runner touching 1<sup>st</sup> base, any possible obstructions on the batter-runner near 1<sup>st</sup> base, and all plays back in to 1<sup>st</sup> base.

**U3**

---

U3 will step up, turn and face the ball with his chest. U3 will aggressively move in to the working area, without back-stepping. U3 will take a position splitting the difference between 2<sup>nd</sup> and 3<sup>rd</sup> base. U3 is responsible for all plays at 2<sup>nd</sup> and 3<sup>rd</sup> base. U3 should hold his position and let the throw determine where the play will be and then get distance towards the base.

**SITUATION 3U-68**  
**FLY BALL TO THE LEFT OF THE LEFT FIELDER**



**SITUATION 3U-69**

**FLY BALL BETWEEN THE CENTER FIELDER AND DIRECTLY AT THE LEFT FIELDER**

---

**PLATE UMPIRE**

---

PU will remove his mask and head to a position in the vicinity of 1<sup>st</sup> base line extended, approximately 15' away from home plate. PU is responsible for R2 touching 3<sup>rd</sup> base and any possible obstructions on R2. If there is a play at home, PU will move to a position 10-12' from home plate on 1<sup>st</sup> base line extended to read the play. From 1<sup>st</sup> base line extended, PU has the option of staying there or adjusting to 3<sup>rd</sup> base line extended for a possible swipe tag. PU should not be moving to make a call and must be in a set position.

---

**U1**

---

U1 will pause, read, and react using a read step to open up to the infield. If U1 reads that U3 is remaining in the infield, U1 has the option of moving in to foul territory and stopping in the vicinity of 1<sup>st</sup> base or coming in and pivoting. He is responsible for the batter-runner touching 1<sup>st</sup> base and all plays at 1<sup>st</sup> base. (It is recommended that U1 come in to pivot in case a trouble ball develops and U3 chooses to leave the infield.) If U1 reads U3 going out for the catch/ no catch, he will immediately come in and pivot. He is now responsible for the batter-runner at 1<sup>st</sup>, 2<sup>nd</sup>, and 3<sup>rd</sup> base.

---

**U3**

---

U3 will step up, turn and face the ball with his chest. U3 is responsible for the **catch/no catch**. If the fly ball is a routine fly ball, U3 will remain in the working area and is responsible for all plays at 2<sup>nd</sup> and 3<sup>rd</sup> base on the batter-runner. If U3 reads a trouble ball, U3 can leave the infield and go out to the outfield to make the catch/no catch call. U3 will get the best angle possible while getting distance towards the call. U3 must be in a set position to make the call. U3 must communicate, **“I’m going out”** when he leaves the infield. When U3 goes out in this situation, he stays out until the play is complete.

---

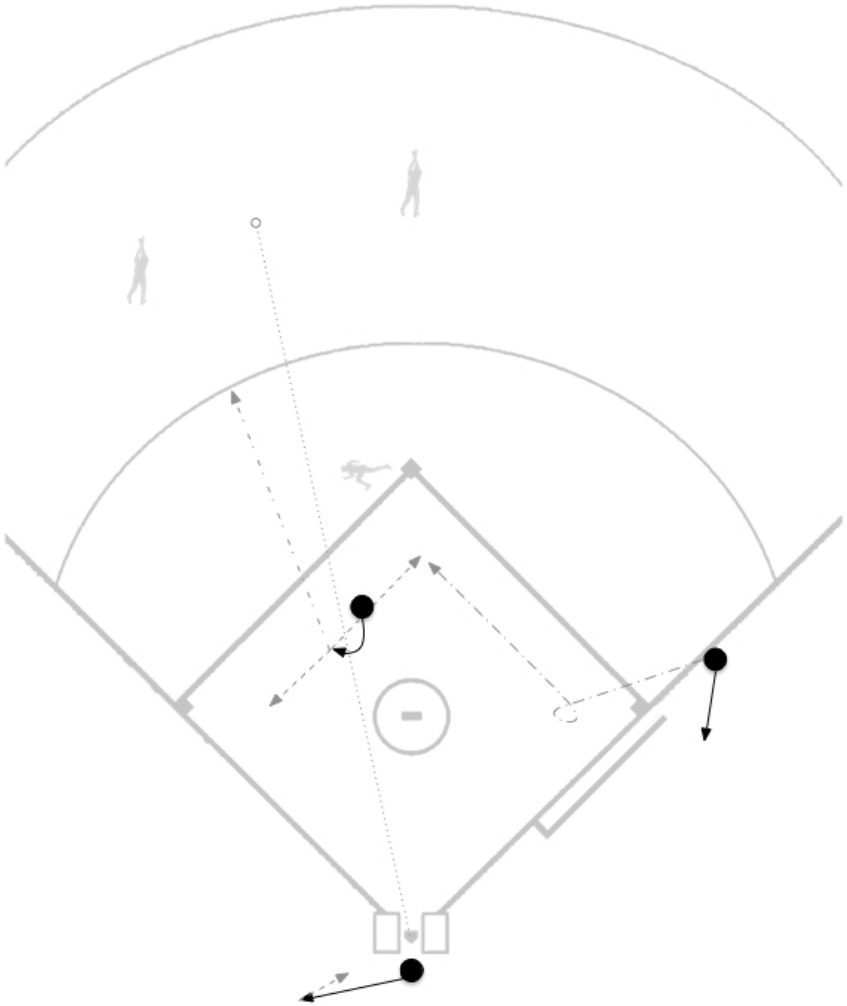
**NOTES**

---

It is essential that crews discuss this rotation prior to the game. A signal should be used to remind all umpires that U3 has the option of going out to make the call on the **catch/no catch** for a trouble ball in this situation.

**SITUATION 3U-69**

**FLY BALL BETWEEN THE CENTER FIELDER AND DIRECTLY AT THE LEFT FIELDER**



**SITUATION 3U-70**  
**FLY BALL DIRECTLY AT THE CENTER FIELDER OR BETWEEN THE**  
**CENTER FIELDER AND RIGHT FIELDER**

---

**PLATE UMPIRE**

---

PU will remove his mask and head to a position in the vicinity of 1<sup>st</sup> base line extended, approximately 15' away from home plate. PU is responsible for R2 touching 3<sup>rd</sup> base, and any possible obstructions on R2. If there is a play at home, PU will move to a position 10-12' from home plate on 1<sup>st</sup> base line extended to read the play. From 1<sup>st</sup> base line extended, PU has the option of staying there or adjusting to 3<sup>rd</sup> base line extended for a possible swipe tag. PU should not be moving to make a call and must be in a set position.

**U1**

---

U1 lets his partners know he is responsible for the fly ball by verbalizing, “**I’m going out**”. U1 is responsible for the **fair/foul** and **catch/no catch** calls. U1 must get as much distance as possible while creating the best angle to make the calls; if necessary, U1 should sacrifice some distance to get the best possible angle. U1 must be stopped and in a standing set to make any calls. If the fly ball is in the vicinity of the fair/foul line, U1 must be set and straddling the line. When U1 goes out in this situation, he stays out until the play is complete.

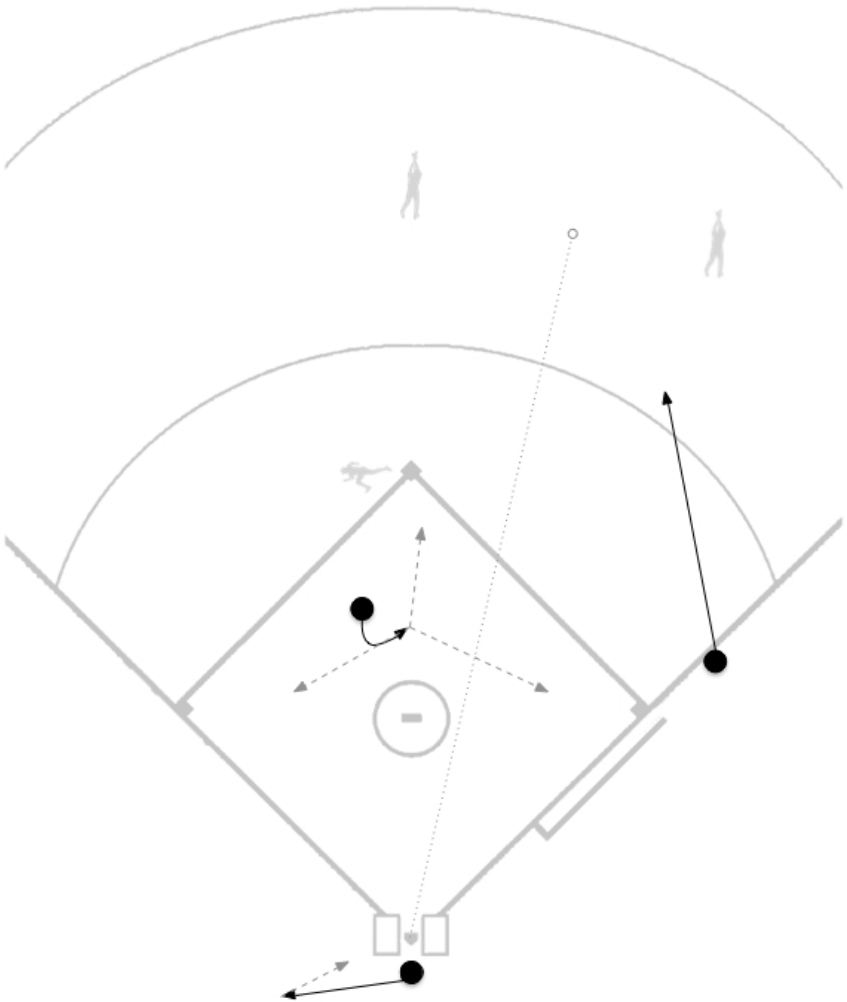
**U3**

---

U3 will step-up, turn and face the ball with his chest. U3 should step up with his foot on the side that the fly ball passes him on. U3 is responsible for all plays on the batter-runner at 1<sup>st</sup>, 2<sup>nd</sup> and 3<sup>rd</sup> base. U3 must remain within the working area and ahead of the batter-runner.

**SITUATION 3U-70**

**FLY BALL DIRECTLY AT THE CENTER FIELDER OR BETWEEN THE  
CENTER FIELDER AND RIGHT FIELDER**



**SITUATION 3U-71**  
**FLY BALL TAKING RIGHT FIELDER TOWARDS THE RIGHT FIELD LINE**

---

**PLATE UMPIRE**

---

PU will remove his mask and head to a position in the vicinity of 1<sup>st</sup> base line extended, approximately 15' away from home plate. PU is responsible for R3 touching home, R2 touching 3<sup>rd</sup> base and any possible obstructions on R2 near 3<sup>rd</sup> base, and R2 at home plate. If there is a play at home, PU will move to a position 10-12' from home plate on 1<sup>st</sup> base line extended to read the play. From 1<sup>st</sup> base line extended, PU has the option of staying there or adjusting to 3<sup>rd</sup> base line extended for a possible swipe tag. PU should not be moving to make a call and must be in a set position.

---

**U1**

---

U1 lets his partners know he is responsible for the fly ball by verbalizing, “**I’m going out**”. U1 is responsible for the **fair/foul** and **catch/no catch** calls. U1 must get as much distance as possible while creating the best angle to make the calls; if necessary, U1 should sacrifice some distance to get the best possible angle. U1 must be stopped and in a standing set to make any calls. If the fly ball is in the vicinity of the fair/foul line, U1 must be set and straddling the line. When U1 goes out in this situation, he stays out until the play is complete.

---

**U3**

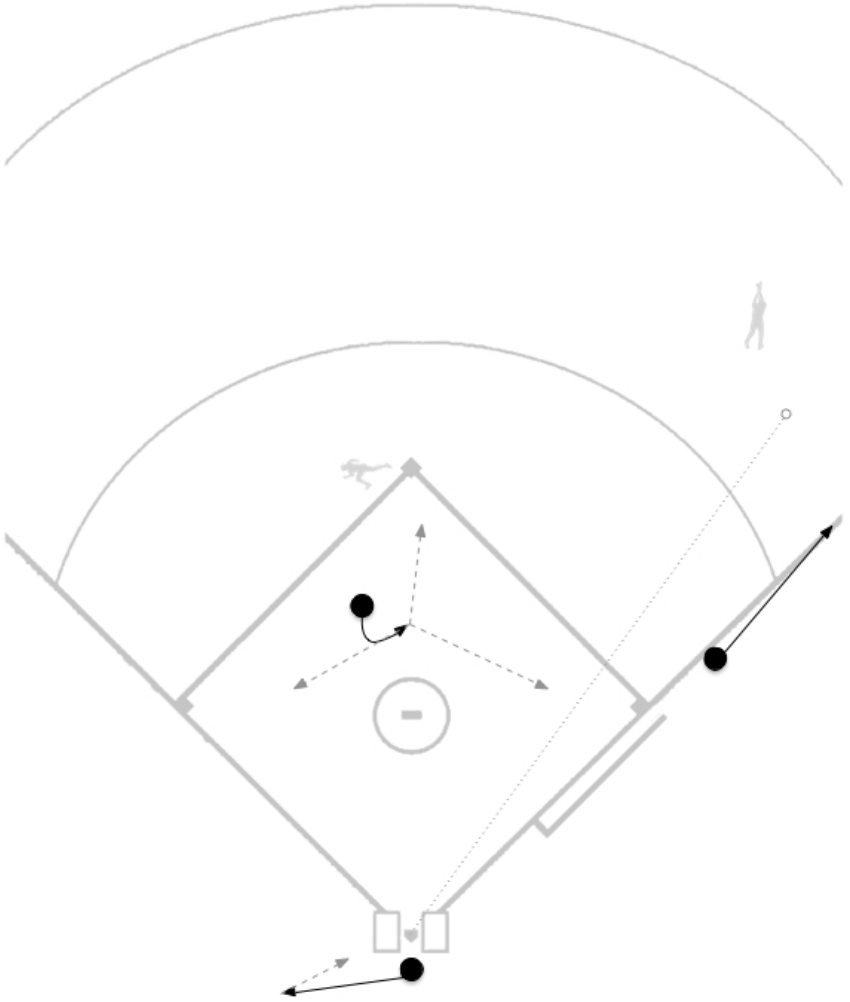
---

U3 will step-up, turn and face the ball with his chest. U3 should step up with his foot on the side that the fly ball passes him on. U3 is responsible for all plays on the batter-runner at 1<sup>st</sup>, 2<sup>nd</sup> and 3<sup>rd</sup> base. U3 must remain within the working area and ahead of the batter-runner.



**SITUATION 3U-71**

**FLY BALL TAKING RIGHT FIELDER TOWARDS THE RIGHT FIELD LINE**



**SITUATION 3U-72**  
**RUN-DOWN BETWEEN 2ND AND 3RD BASE**

---

**PLATE UMPIRE**

---

PU will remove his mask and head towards a position in the vicinity of 1<sup>st</sup> base line extended, approximately 15' away from home plate. PU is responsible for any overthrows as well as any plays at home on R2.

---

**U1**

---

U1 in starting position P2 has no immediate responsibilities. If the run-down continues, U1 will slide across the field and assist U3 with the run-down between 2<sup>nd</sup> and 3<sup>rd</sup>. U1 must wait until R2 is running away from him before communicating, **"I've got this half"** to U3.

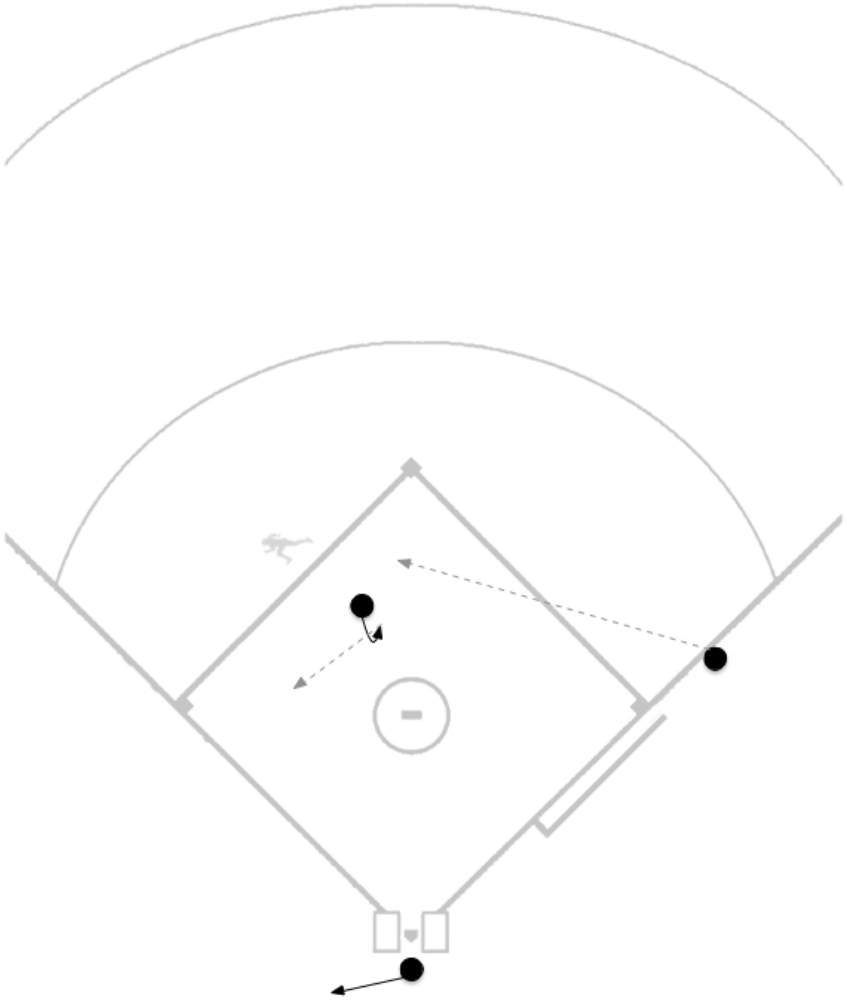
---

**U3**

---

U3 is initially responsible for the entire run-down between 2<sup>nd</sup> and 3<sup>rd</sup> base. U3 must not over-commit to any one base and must split the difference between 2<sup>nd</sup> and 3<sup>rd</sup> base. If U3 recognizes that U1 has slid across the infield to take responsibility for half of the run-down, he must wait for U1 to communicate as R2 is running in a direction away from U1. U3 will then move to a point  $\frac{3}{4}$  of the way towards 3<sup>rd</sup> base remaining in the infield, and communicate, **"I've got this half"** to U1.

**SITUATION 3U-72**  
**RUN-DOWN BETWEEN 2ND AND 3RD BASE**





R2 & R3, LESS THAN 2 OUT

---

CONTENTS

---

---

<b>SITUATION 3U-73</b>	<b>BASIC POSITIONS</b>
<b>SITUATION 3U-74</b>	<b>GROUND BALL OR BUNT TO THE INFIELD</b>
<b>SITUATION 3U-75</b>	<b>BASE HIT OR EXTRA BASE HIT TO THE OUTFIELD</b>
<b>SITUATION 3U-76</b>	<b>RESPONSIBILITIES ON A FLY BALL TO THE OUTFIELD</b>
<b>SITUATION 3U-77</b>	<b>RESPONSIBILITIES ON LINE DRIVES OR FLY BALLS TO THE INFIELD</b>
<b>SITUATION 3U-78</b>	<b>FLY BALL TAKING THE LEFT FIELDER TOWARDS THE LEFT FIELD LINE</b>
<b>SITUATION 3U-79</b>	<b>FLY BALL DIRECTLY AT THE CENTER FIELDER OR BETWEEN THE CENTER FIELDER AND LEFT FIELDER</b>
<b>SITUATION 3U-80</b>	<b>FLY BALL DIRECTLY AT THE RIGHT FIELDER OR BETWEEN THE RIGHT FIELDER AND CENTER FIELDERS</b>
<b>SITUATION 3U-81</b>	<b>FLY BALL TAKING THE RIGHT FIELDER TOWARD THE RIGHT FIELD LINE</b>
<b>SITUATION 3U-82</b>	<b>RUN-DOWN BETWEEN 2ND AND 3RD BASE</b>
<b>SITUATION 3U-83</b>	<b>RUN-DOWN BETWEEN 3RD BASE AND HOME PLATE</b>

---

**SITUATION 3U-73**  
**BASIC POSITIONS**

---

**PLATE UMPIRE**

---

PU stands in the slot behind the catcher until the batter hits the ball. The **box** and the **scissors** stance are acceptable for calling balls and strikes. This position is referred to as **P1**.

---

**U1**

---

U1 sets up on the 1<sup>st</sup> base side of the mound, using a guide line from the edge of home plate past the edge of the 18' pitching circle, and midway between the back edge of the 18' pitching circle and the 2<sup>nd</sup> base **cut-out** area. U1 will assume a hands-on-knees **set position** as the pitcher is *touching the rubber* and remain there until the pitch is delivered, or the pitcher disengages the rubber. U1 will be square to the batter in this starting position. This position is referred to as **P3**.

---

**U3**

---

U3 should be positioned 10-12' behind the 3<sup>rd</sup> baseman with both feet in foul territory. If the 3<sup>rd</sup> baseman moves backwards, so will U3, however, the distance between U3 and 3<sup>rd</sup> baseman will get closer, with U3 never being closer than 4-6'. If the 3<sup>rd</sup> baseman moves forward and is parallel with, or closer than the base, U3 will be positioned 12-15' behind 3<sup>rd</sup> base. U3 will assume a set position as the pitcher begins his delivery to ensure he is set for each pitch. It is acceptable for U3 to straddle the foul line for his starting position as opposed to being in foul territory if he cannot see home plate due to being blocked out by R3. This position is referred to as **P5**.

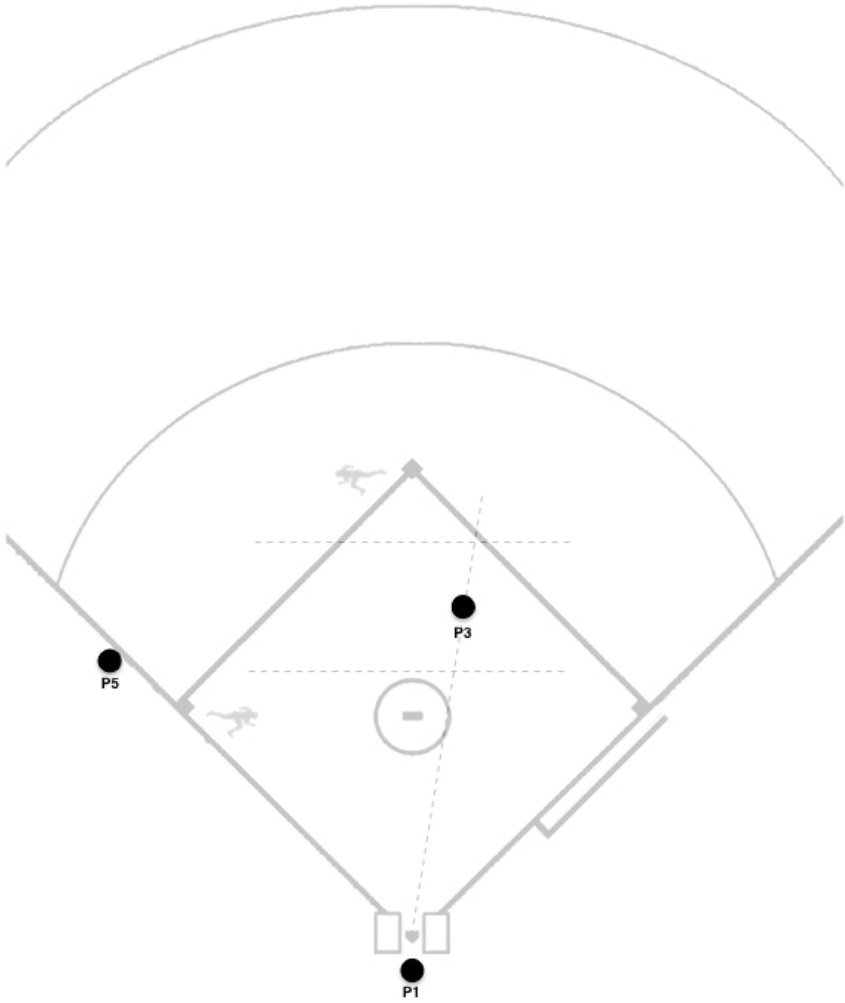
---

**NOTES**

---

U1 must be in the **regular P3 position**. There is no option for the deep U3 starting position.

**SITUATION 3U-73**  
**BASIC POSITIONS**



**SITUATION 3U-74**  
**GROUND BALL OR BUNT TO THE INFIELD**

---

**PLATE UMPIRE**

---

PU is responsible for all **fair/foul** decisions on the 1<sup>st</sup> base line and all **fair/foul** decisions up to the 3<sup>rd</sup> base bag on the 3<sup>rd</sup> base line. PU must quickly **pause, read, and react** to determine if there will be a play at home. If there is a play at home, PU will take a position on 1<sup>st</sup> or 3<sup>rd</sup> base line extended based on where the throw originates. If there is no play at home, PU will move towards a position in the vicinity of 1<sup>st</sup> base line extended, approximately 15' away from home plate and is responsible for watching R3 touch home. PU is also responsible for all overthrows.

---

**U1**

---

U1 will step-up, turn and face the ball with his chest. U1 should step up with his foot on the side that the ground ball passes him on. If there is a play at 1<sup>st</sup> base, U1 will get distance towards the spot where the 45' line begins creating an angle for the play at 1<sup>st</sup> base. U1 will come to a set position to make the call. U1 is responsible for plays at 1<sup>st</sup> and 2<sup>nd</sup> base. If the play is at 2<sup>nd</sup> or 3<sup>rd</sup> base, U1 will remain in the working area splitting the distance between 1<sup>st</sup> and 2<sup>nd</sup> base. He will then let the throw take him to the base where the play occurs.

---

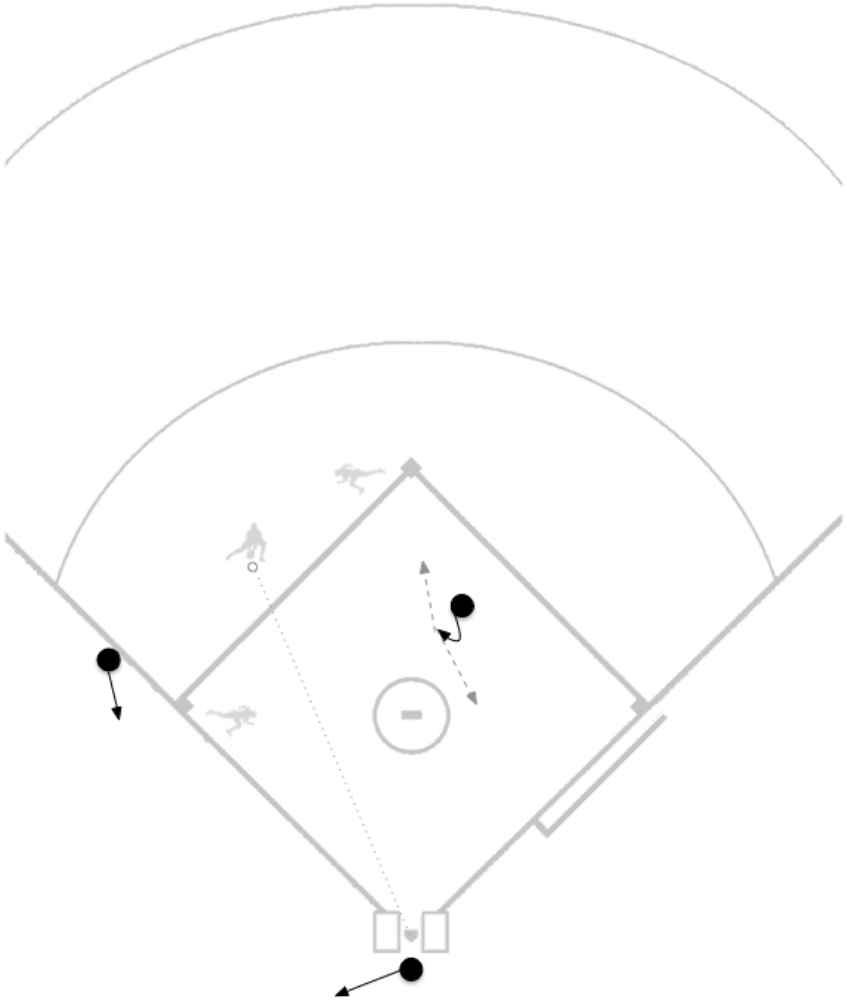
**U3**

---

U3 is responsible for any **fair/foul** decisions at 3<sup>rd</sup> base or beyond. U3 should take a read step with his right foot forward opening up to the infield, allowing him to **pause, read, and react** to the play. If U3 reads a play developing at 3<sup>rd</sup> base on R2 advancing or R3 returning to the base, he will move to a position creating an angle for the play at 3<sup>rd</sup>. It is acceptable for U3 to take a position in either fair or foul territory to make the call at 3<sup>rd</sup> base.



**SITUATION 3U-74**  
**GROUND BALL OR BUNT TO THE INFIELD**



**SITUATION 3U-75**  
**BASE HIT OR EXTRA BASE HIT TO THE OUTFIELD**

---

**PLATE UMPIRE**

---

PU is responsible for all **fair/foul** decisions on the 1<sup>st</sup> base line; he must be in a set position on the line or on 1<sup>st</sup> base line extended if needed. PU will aggressively move towards a position in the vicinity of 1<sup>st</sup> base line extended, approximately 15' away from home plate and is responsible for R3 touching home and all plays at home. If there is a play at home, PU will move to a position 10-12' from home plate on 1<sup>st</sup> base line extended to read the play. From 1<sup>st</sup> base line extended, PU has the option of staying there or adjusting to 3<sup>rd</sup> base line extended for a possible swipe tag. PU should not be moving to make a call and must be in a set position.

---

**U1**

---

U1 will step-up, turn and face the ball with his chest. U1 should step up with his foot on the side that the ground ball passes him on. U1 is responsible for all plays at 1<sup>st</sup> and 2<sup>nd</sup> base. U1 must split the difference between 1<sup>st</sup> and 2<sup>nd</sup> base and allow the play to determine where U1 will move. U1 will get a few steps in the direction of the play and should be in a set position.

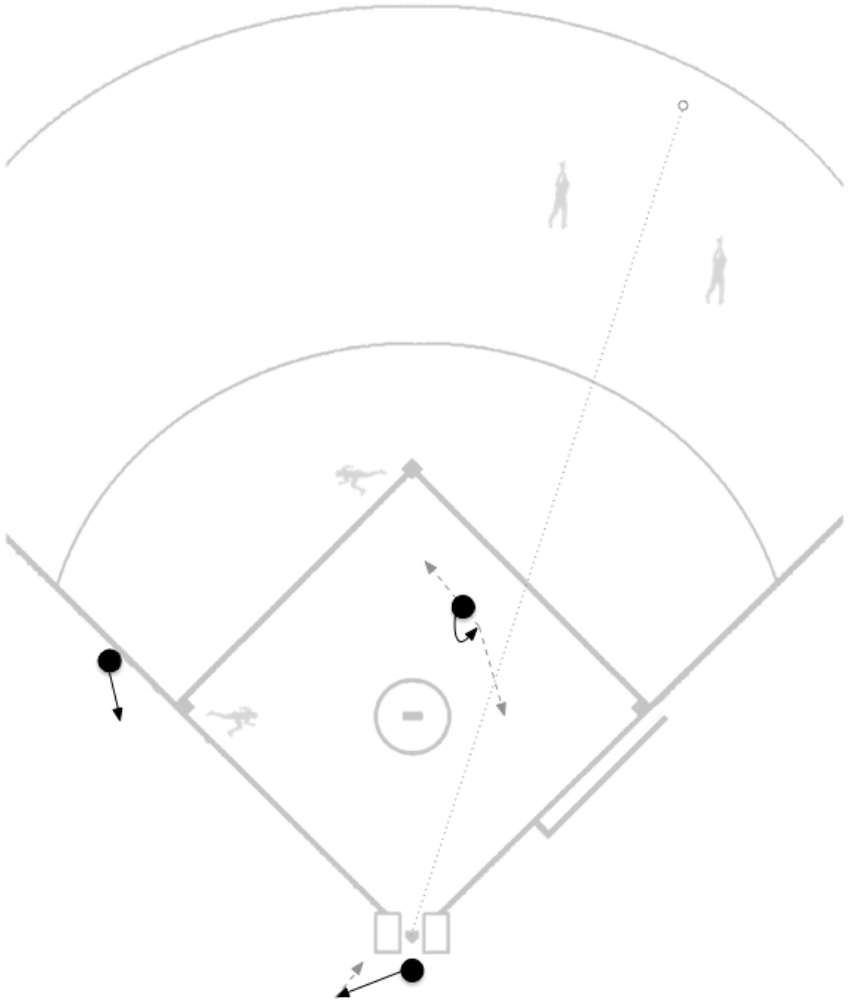
---

**U3**

---

U3 is responsible for any **fair/foul** decisions at 3<sup>rd</sup> base or beyond. U3 should take a read step with his right foot forward opening up to the infield, allowing him to **pause, read, and react** to the play. U3 will then move in to foul territory in the direction of home plate stopping in the vicinity of 3<sup>rd</sup> base and is responsible for all plays at 3<sup>rd</sup> base. U3 is responsible for R2 touching 3<sup>rd</sup> base and any possible obstructions around 3<sup>rd</sup> base. If U3 reads a play developing at 3<sup>rd</sup> base on R2 or the batter-runner, he will move to a position creating an angle for the play at 3<sup>rd</sup>. U3 would be responsible for his end of either run-down between 2<sup>nd</sup> and 3<sup>rd</sup> or 3<sup>rd</sup> and home.

**SITUATION 3U-75**  
**BASE HIT OR EXTRA BASE HIT TO THE OUTFIELD**



**SITUATION 3U-76**  
**RESPONSIBILITIES ON A FLY BALL TO THE OUTFIELD**

---

**PLATE UMPIRE**

---

PU is responsible for all fly balls, which take the right fielder towards the foul line and in to foul territory. PU is responsible for all **fair/foul** and **catch/no catch** calls down the 1<sup>st</sup> base line.

**U1**

---

U1 is responsible for all fly balls which take the center fielder towards right field and all fly balls directly at the right fielder or which take him towards center field. U1 will not leave the infield from this position no matter how many outs. Should there be a trouble ball within that area, U1 will go to a position at the grass dirt line to make any **catch/no catch** calls.

**U3**

---

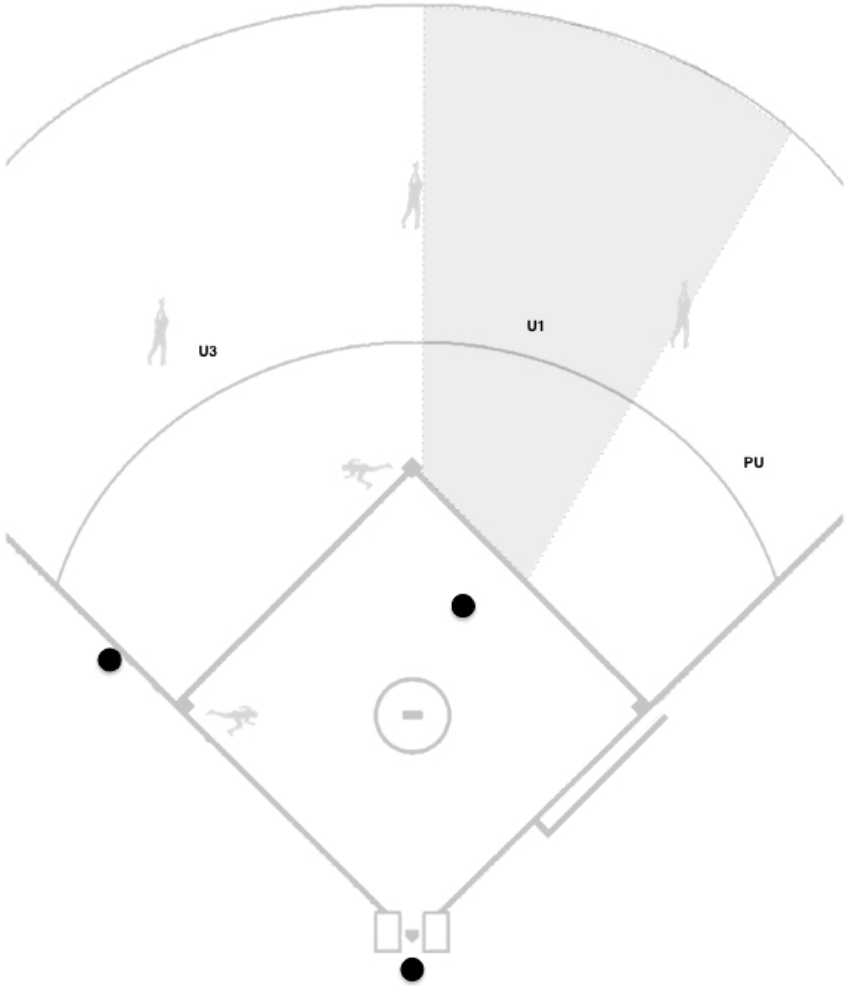
U3 is responsible for all fly balls hit directly at the center fielder and all fly balls, which take the center fielder towards the left field foul line. U3 is responsible for all fly balls towards left field, including foul territory. He is responsible for all **fair/foul** and **catch/no catch** calls in that area.

**NOTES**

---

The responsibility of a fly ball hit directly at the center fielder belongs to U3, and not U1, as U3 has the best possible angle for any trouble balls, which may be short hopped by the center fielder. U1 might be closer but is looking straight at the center fielder and therefore has no angle. These responsibilities should be reviewed prior to the game by the crew. Any time an infielder turns his back to the infield, it should be treated as a fly ball to the outfield in terms of responsibilities.

**SITUATION 3U-76**  
**RESPONSIBILITIES ON A FLY BALL TO THE OUTFIELD**



**SITUATION 3U-77**  
**RESPONSIBILITIES ON LINE DRIVES OR FLY BALLS TO THE INFIELD**

---

**PLATE UMPIRE**

---

PU is responsible for all fly balls to the pitcher and catcher. He is also responsible for fly balls, which take the 1<sup>st</sup> baseman towards the foul line. PU is responsible for all **fair/foul** decisions on the 1<sup>st</sup> base line and anything up to the 3<sup>rd</sup> base bag on the 3<sup>rd</sup> base line. PU is responsible for all line drives to the pitcher and a line drive, which takes the 1<sup>st</sup> baseman towards the 1<sup>st</sup> base line.

**U1**

---

U1 is responsible for all fly balls and line drives between the 3<sup>rd</sup> baseman and the 1<sup>st</sup> baseman but has no **fair/foul** responsibilities from this position. U1 will also take responsibility for a fly ball behind the pitcher's mound.

**U3**

---

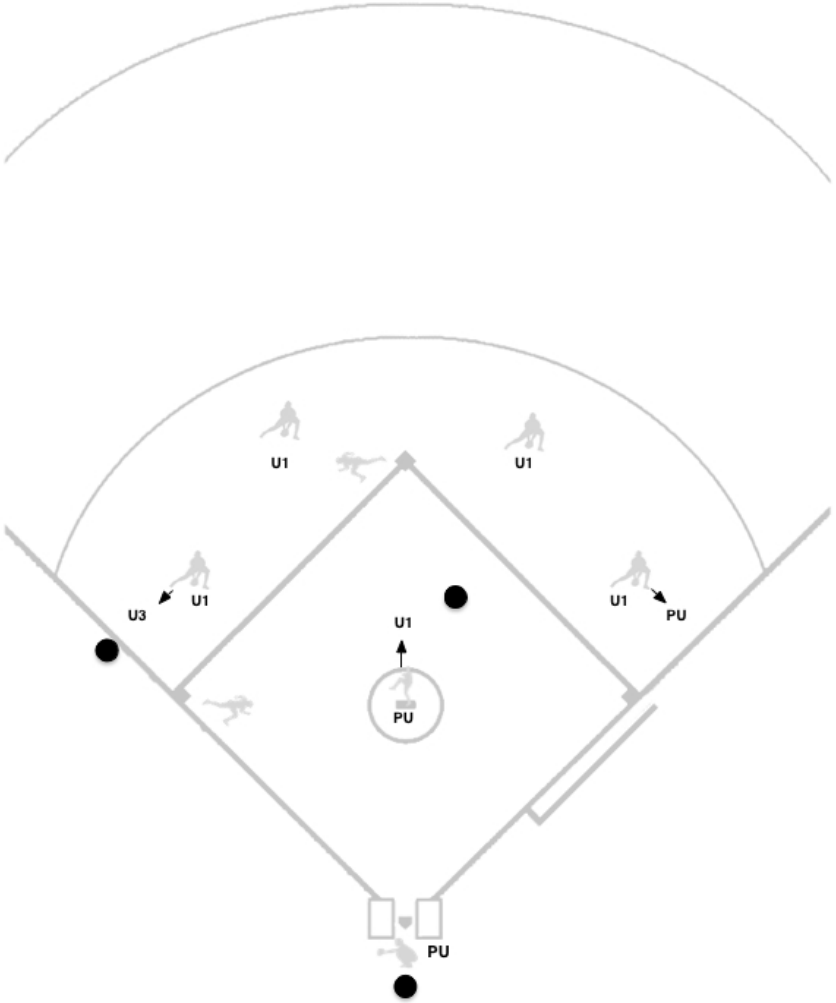
U3 is responsible for all fly balls and line drives, which take the 3<sup>rd</sup> baseman towards the 3<sup>rd</sup> base line. He is responsible for **catch/no catch** calls and any **fair/foul** call, which is at the base or beyond.

**NOTES**

---

It is important that a crew use visual and verbal communication with each other prior to signaling a call. There are times, specifically with line drives, where another umpire might have a better angle to assist with making a **catch/no catch** call. As a crew, these responsibilities should be discussed prior to a game, as well as what to do should a situation arise where another umpire might have information to assist the umpire responsible for the call.

**SITUATION 3U-77**  
**RESPONSIBILITIES ON LINE DRIVES OR FLY BALLS TO THE INFIELD**



**SITUATION 3U-78**

**FLY BALL TAKING THE LEFT FIELDER TOWARDS THE LEFT FIELD LINE**

---

**PLATE UMPIRE**

---

PU exits left and is responsible for R3 tagging up at 3<sup>rd</sup>. PU will get to a position, which allows him to see R3 tagging up at 3<sup>rd</sup> base and the catch in the outfield. PU is responsible for any play at home on R2 and R3. PU must remember to balance the distance he gets to line up the tag with being able to return to home plate and get to a position to make a call on R3.

---

**U1**

---

U1 will step up, turn and face the ball with his chest. U1 will aggressively move in to the working area, without back-stepping. U1 will take a position, which allows him to see the **catch/no catch** and R2 tagging up at 2<sup>nd</sup> base. U1 is responsible for watching the batter-runner touch 1<sup>st</sup> base, R2 tagging up, and all plays at 2<sup>nd</sup> and 3<sup>rd</sup> on R2 and R3. U1 will attempt to time looking at the batter-runner touch 1<sup>st</sup> base, but his priority is R2 tagging up.

---

**U3**

---

U3 lets his partners know he is responsible for the fly ball by verbalizing, “**I’m going out**”. U3 is responsible for the **fair/foul** and **catch/no catch** calls. U3 must get as much distance as possible while creating the best angle to make the calls; if necessary, U3 should sacrifice some distance to get the best possible angle. U3 must be stopped and in a standing set to make any calls. If the fly ball is in the vicinity of the fair/foul line, U3 must be set and straddling the line. When U3 goes out in this situation, he stays out until the play is complete.

---

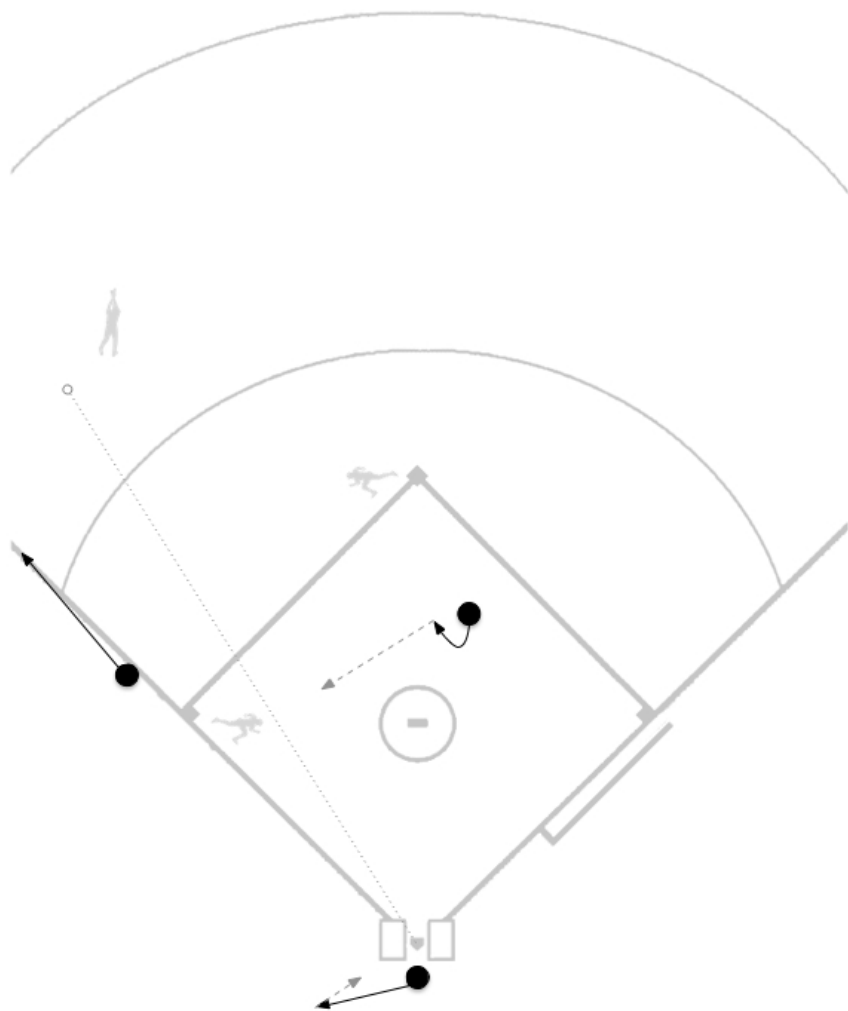
**NOTES**

---

With 1 out, and the fly ball caught, this now becomes a **time play** situation. PU must be aware and get to a position to line up R3 touching home with the play at 3<sup>rd</sup> base on R2.



**SITUATION 3U-78**  
**FLY BALL TAKING THE LEFT FIELDER TOWARDS THE LEFT FIELD LINE**



**SITUATION 3U-79**  
**FLY BALL DIRECTLY AT THE CENTER FIELDER OR BETWEEN THE**  
**CENTER FIELDER AND LEFT FIELDER**

---

**PLATE UMPIRE**

---

PU exits left and is responsible for R3 tagging up at 3<sup>rd</sup>. PU will get to a position, which allows him to see R3 tagging up at 3<sup>rd</sup> base and the catch in the outfield. PU is responsible for any play at home on R2 and R3. PU must remember to balance the distance he gets to line up the tag with being able to return to home plate and get to a position to make a call on R3.

**U1**

---

U1 will step up, turn and face the ball with his chest. U1 will aggressively move in to the working area, without back-stepping. U1 will take a position, which allows him to see the **catch/no catch** and R2 tagging up at 2<sup>nd</sup> base. U1 is responsible for watching the batter-runner touch 1<sup>st</sup> base, R2 tagging up, and all plays at 2<sup>nd</sup> and 3<sup>rd</sup> on R2 and R3. U1 will attempt to time looking at the batter-runner touch 1<sup>st</sup> base, but his priority is R2 tagging up.

**U3**

---

U3 lets his partners know he is responsible for the fly ball by verbalizing, “**I’m going out**”. U3 is responsible for the **fair/foul** and **catch/no catch** calls. U3 must get as much distance as possible while creating the best angle to make the calls; if necessary, U3 should sacrifice some distance to get the best possible angle. U3 must be stopped and in a standing set to make any calls. If the fly ball is in the vicinity of the fair/foul line, U3 must be set and straddling the line. When U3 goes out in this situation, he stays out until the play is complete.

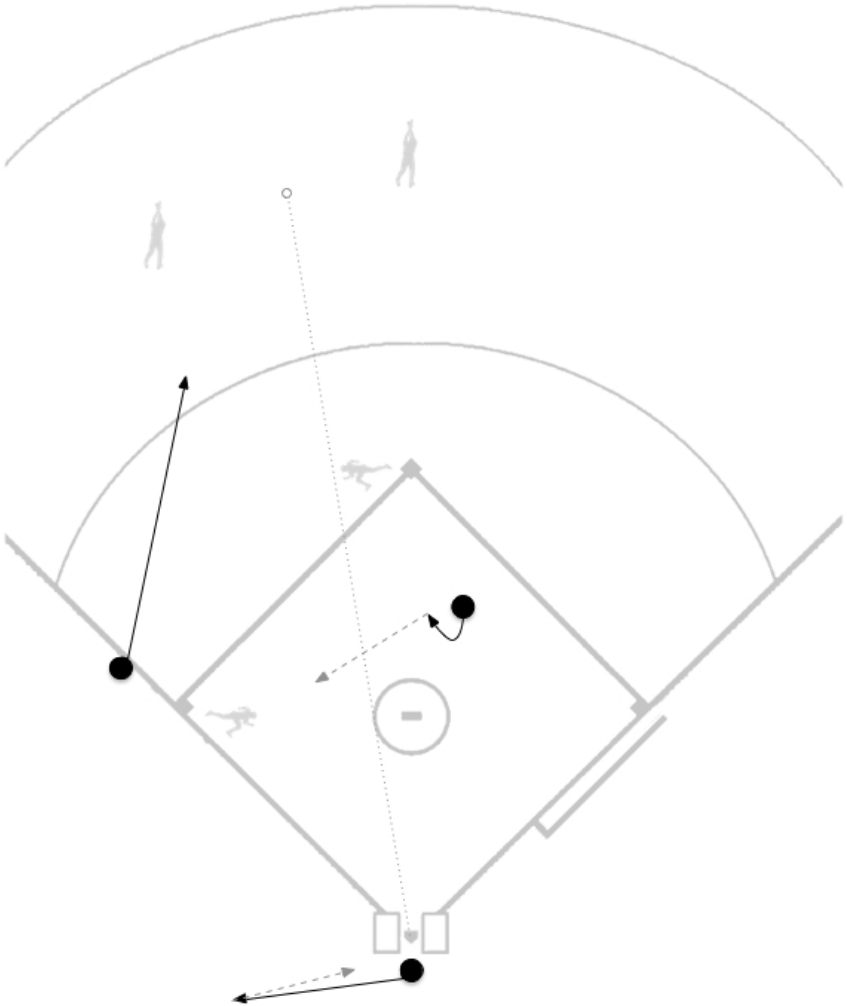
**NOTES**

---

With 1 out, and the fly ball caught, this now becomes a **time play** situation. PU must be aware and get to a position to line up R3 touching home with the play at 3<sup>rd</sup> base on R2.

**SITUATION 3U-79**

**FLY BALL DIRECTLY AT THE CENTER FIELDER OR BETWEEN THE  
CENTER FIELDER AND LEFT FIELDER**



**SITUATION 3U-80**  
**FLY BALL DIRECTLY AT THE RIGHT FIELDER OR BETWEEN THE RIGHT**  
**AND CENTER FIELDERS**

---

**PLATE UMPIRE**

---

PU will remove his mask and head to a position in the vicinity of 1<sup>st</sup> base line extended, approximately 15' away from home plate. PU is responsible for all plays at home plate and overthrows. If the ball is dropped refer to 3U-75.

---

**U1**

---

U1 will step up, turn and face the ball with his chest. U1 will aggressively move in to the working area, without back-stepping. U1 is responsible for the **catch/no catch** call. If U1 reads the fly ball to be a trouble ball, he will move to the edge of the grass dirt line and take a standing set to make the call. U1 must aggressively signal the catch/no catch with a mechanic and voice. U1 will not leave the infield in this situation. If it is not a trouble ball, U1 will remain in the working area, taking a position, which allows him to see the **catch/no catch** and R2 tagging up at 2<sup>nd</sup> base. U1 is responsible for plays at 2<sup>nd</sup> base on R2. U1 is responsible for the batter-runner touching 1<sup>st</sup> base but will only be able to glance at 1<sup>st</sup> base. If the ball is dropped refer to 3U-75.

---

**U3**

---

U3 will move aggressively in to foul territory, taking a position, which allows him to line up the catch/no catch and R3 tagging up at 3<sup>rd</sup> base. U3 is responsible for all plays at 3<sup>rd</sup> base. U3 should position himself lining up the base with the throw and then make any adjustments necessary to get to the best position possible to make a call on R2 at 3<sup>rd</sup> base if he tags. U3 must be in a set position for a call at 3<sup>rd</sup> base. If the ball is dropped refer to 3U-75.

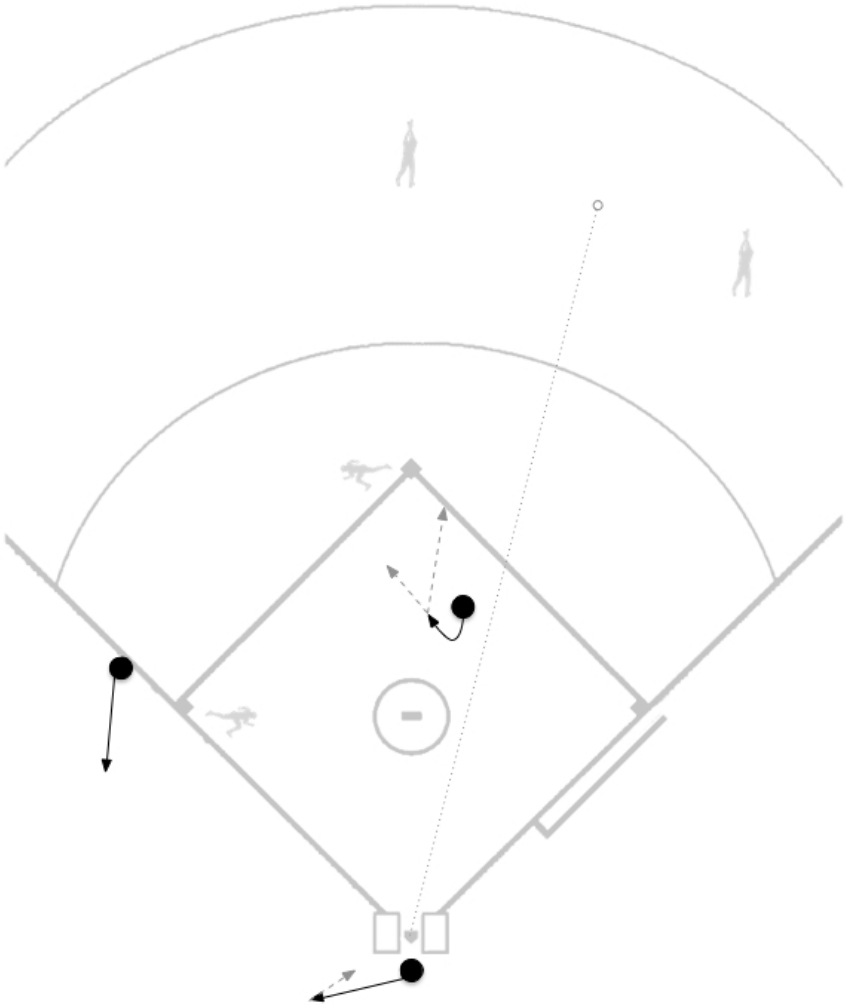
---

**NOTES**

---

With 1 out, and the fly ball caught, this now becomes a **time play** situation. PU must be aware and get to a position to line up R3 touching home with the play at 3<sup>rd</sup> base on R2.

**SITUATION 3U-80**  
**FLY BALL DIRECTLY AT THE RIGHT FIELDER OR BETWEEN THE RIGHT**  
**AND CENTER FIELDERS**



**SITUATION 3U-81**

**FLY BALL TAKING THE RIGHT FIELDER TOWARD THE RIGHT FIELD LINE**

---

**PLATE UMPIRE**

---

PU will exit the catcher left and immediately head down the 1<sup>st</sup> base line. PU will communicate to his partners, “**I’m on the line**”. PU is responsible for the **fair/foul** and **catch/no catch** call. PU should get as much distance as possible towards the call keeping in mind he must be able to return to home plate in time for any possible plays on R3 tagging up. PU will give a mechanic, and after seeing the release of the throw from the outfielder, return to the home plate area. It is acceptable for PU to take a position on 3<sup>rd</sup> base line extended for the play at the plate; the majority of throws from right field result in a swipe tag play at home, and 3<sup>rd</sup> base line extended is the best possible position to make the call.

---

**U1**

---

U1 will step up, turn and face the ball with his chest. U1 will aggressively move in to the working area, without back-stepping. U1 will take a position, which allows him to see the **catch/no catch** and R2 tagging up at 2<sup>nd</sup> base. U1 is responsible for watching the batter-runner touch 1<sup>st</sup> base, R2 tagging up, and all plays at 2<sup>nd</sup> on R2. U1 will attempt to time looking at the batter-runner touch 1<sup>st</sup> base, but his priority is R2 tagging up.

---

**U3**

---

U3 will move aggressively in to foul territory, taking a position, which allows him to line-up the catch, and R3 possibly tagging up. U3 is responsible for all plays at 3<sup>rd</sup> base, including R3 tagging up. If there is a play on R2 at 3<sup>rd</sup> base, U3 will read the throw and make any adjustments necessary to get in to the best position possible to make a call. U3 must be in a set position to make the call.

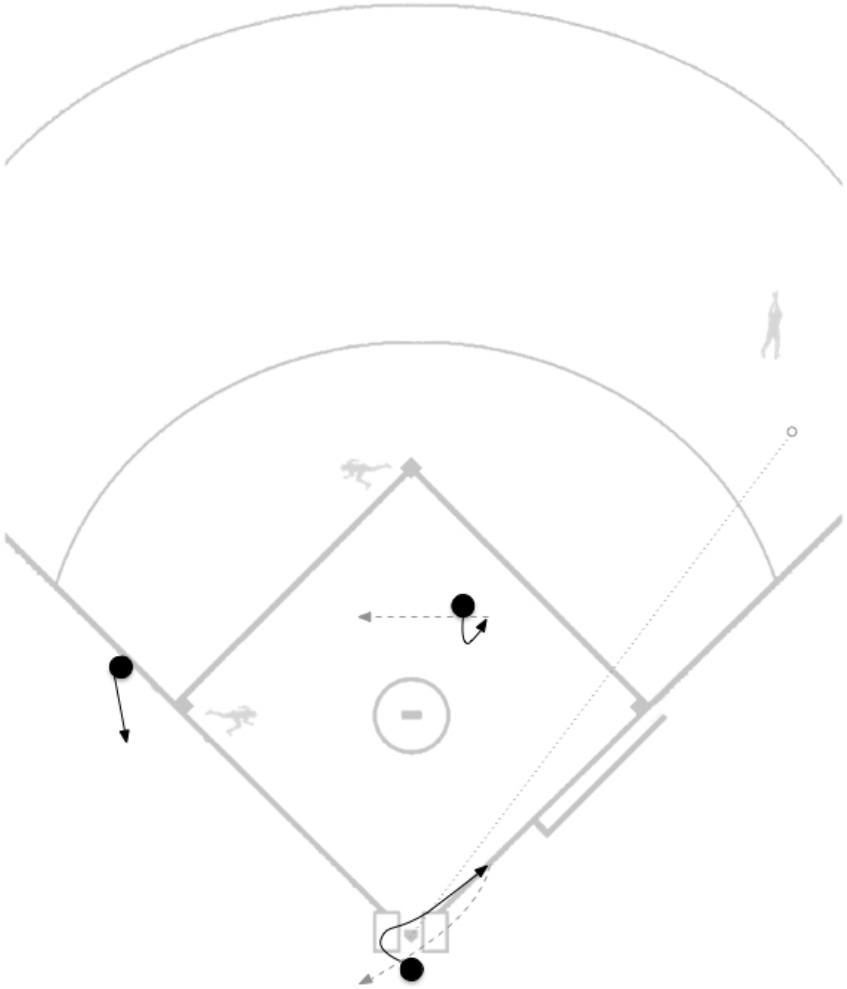
---

**NOTES**

---

The terminology “**I’m on the line**” by PU replaces “**I’ve got the ball**” in this rotation. This terminology indicates that PU knows his responsibilities, and is positioned on the 1<sup>st</sup> base line as opposed to the 3<sup>rd</sup> base line. PU will not have any other responsibilities in regards to 3<sup>rd</sup> base, either plays or runners tagging up. With 1 out, and the fly ball caught, this now becomes a **time play** situation. PU must be aware and get to a position to line up R3 touching home with the play at 3<sup>rd</sup> base on R2.

**SITUATION 3U-81**  
**FLY BALL TAKING THE RIGHT FIELDER TOWARD THE RIGHT FIELD LINE**



**SITUATION 3U-82**  
**RUN-DOWN BETWEEN 2ND AND 3RD BASE**

---

**PLATE UMPIRE**

---

PU will remove his mask and remain in the vicinity of home plate. PU must be aware that R3 will often wait until the run-down is underway before breaking for home. If PU moves too far away from home plate, he will not be able to get to the proper position for a play at the plate on R3. PU is responsible for any overthrows, which may go out of play, and all plays at home. If the run-down is the result of a pick off from the catcher, PU is responsible for calling and signaling the pitch as well as carefully watching for the batter interfering with the catcher's throw to 2<sup>nd</sup> or 3<sup>rd</sup>.

**U1**

---

U1 is responsible for his half of the run-down. U1 will remain on the infield side of the run-down and will communicate, **"I've got this half"** to U3. U1 should take a position approximately  $\frac{1}{4}$  of the way between 2<sup>nd</sup> and 3<sup>rd</sup> base, the midpoint of his end of the run-down. U1 is responsible for all plays at 2<sup>nd</sup> base.

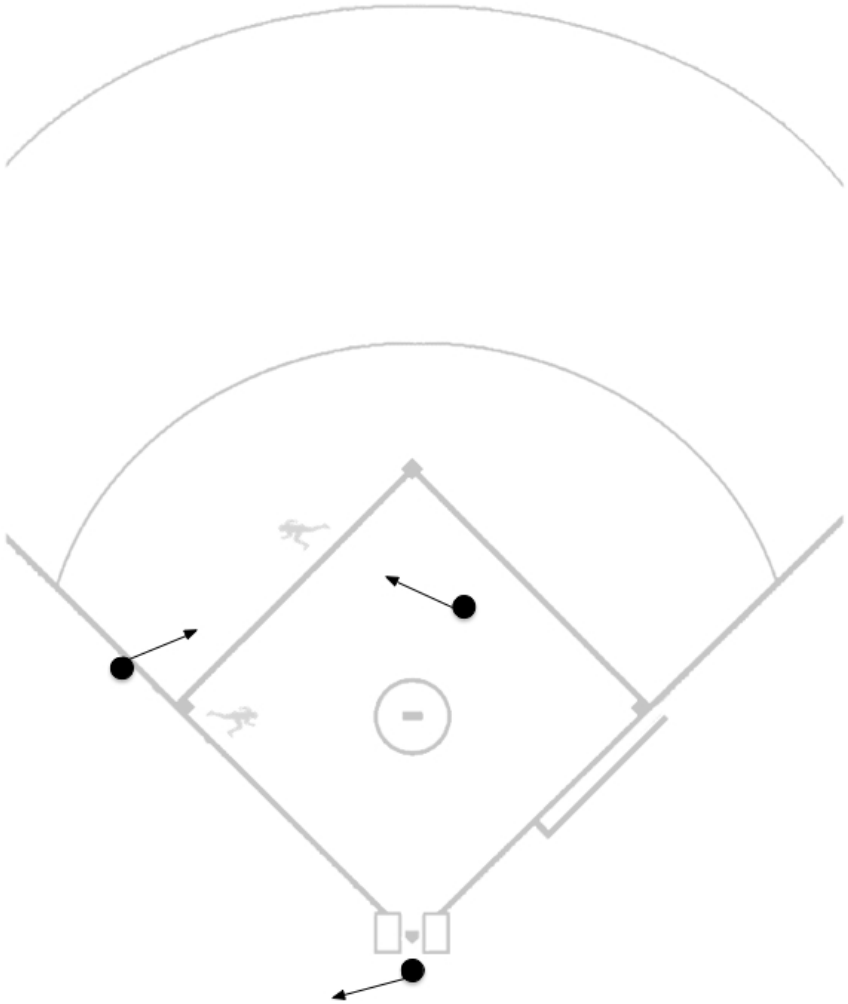
**U3**

---

U3 is responsible for his half of the run-down. U3 will remain on the outfield side of the run-down and will communicate, **"I've got this half"** to U1. U3 should take a position approximately  $\frac{3}{4}$  of the way between 2<sup>nd</sup> and 3<sup>rd</sup> base, the midpoint of his end of the run-down. U3 is responsible for all plays at 3<sup>rd</sup> base. If R2 reaches 3<sup>rd</sup> safely and another run-down begins between 3<sup>rd</sup> and home, U3 will move in to the infield for his half of the run-down.



**SITUATION 3U-82**  
**RUN-DOWN BETWEEN 2ND AND 3RD BASE**



**SITUATION 3U-83**  
**RUN-DOWN BETWEEN 3RD BASE AND HOME PLATE**

---

**PLATE UMPIRE**

---

PU will remove his mask and is responsible for his half of the run-down. PU will remain in foul territory on the outside of the run-down and will communicate, **“I’ve got this half”**. PU should take a position approximately  $\frac{1}{4}$  of the way towards 3<sup>rd</sup> base, the midpoint of his end of the run-down. PU is responsible for all plays at home plate and all overthrows out of play. If the run-down is the result of a pick off from the catcher, PU is responsible for calling and signaling the pitch as well as carefully watching for the batter interfering with the catcher’s throw to 3<sup>rd</sup>.

**U1**

---

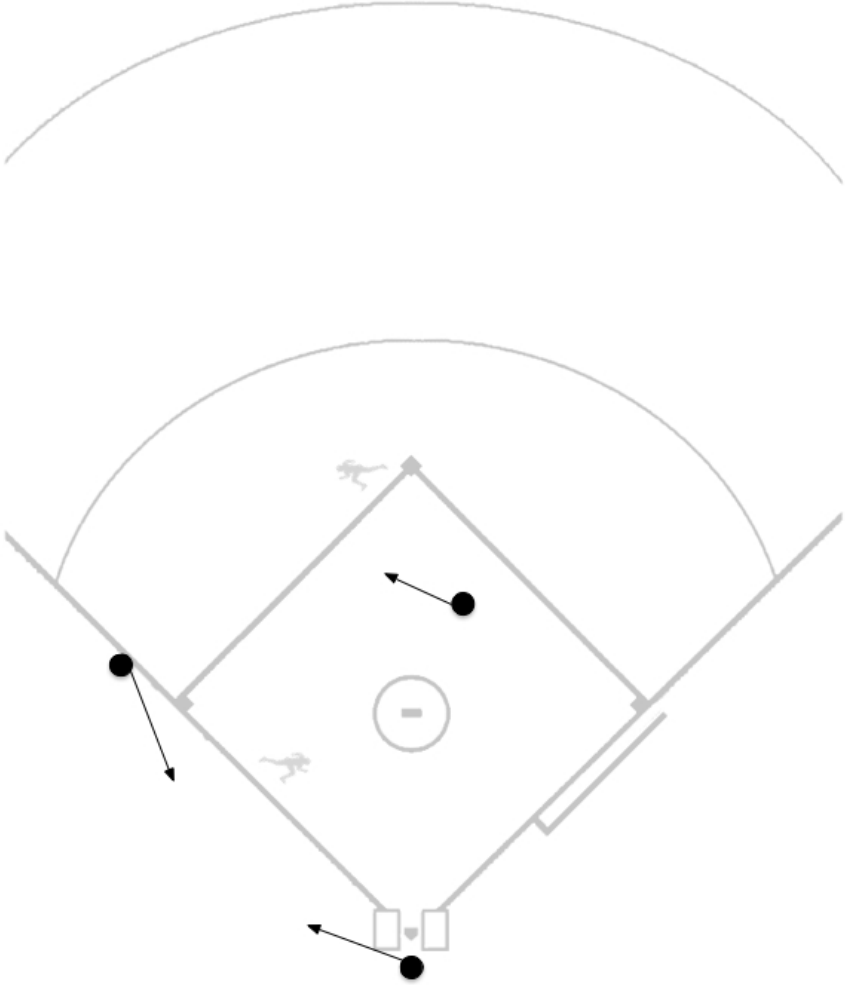
U1 is only responsible for any plays on R2 at 2<sup>nd</sup> base.

**U3**

---

U3 is responsible for the original pick-off play at 3<sup>rd</sup> base and for his half of the run-down. U3 will get to a position on the outside of the run-down and will communicate, **“I’ve got this half”** to PU. U3 should take a position approximately  $\frac{1}{4}$  of the way towards home plate, the midpoint of his end of the run-down. U3 is responsible for all plays at 3<sup>rd</sup> base, including any on R2, which may follow.

**SITUATION 3U-83**  
**RUN-DOWN BETWEEN 3RD BASE AND HOME PLATE**





CONTENTS

---

---

<b>SITUATION 3U-84</b>	<b>BASIC POSITIONS</b>
<b>SITUATION 3U-85</b>	<b>GROUND BALL OR BUNT TO THE INFIELD</b>
<b>SITUATION 3U-86</b>	<b>BASE HIT OR EXTRA BASE HIT TO THE OUTFIELD</b>
<b>SITUATION 3U-87</b>	<b>RESPONSIBILITIES ON A FLY BALL TO THE OUTFIELD</b>
<b>SITUATION 3U-88</b>	<b>RESPONSIBILITIES ON LINE DRIVES OR FLY BALLS TO THE INFIELD</b>
<b>SITUATION 3U-89</b>	<b>FLY BALL TO THE LEFT OF THE LEFT FIELDER</b>
<b>SITUATION 3U-90</b>	<b>FLY BALL BETWEEN THE CENTER AND LEFT FIELDERS OR DIRECTLY AT THE LEFT FIELDER</b>
<b>SITUATION 3U-91</b>	<b>FLY BALL DIRECTLY AT THE CENTER FIELDER OR BETWEEN THE CENTER AND RIGHT FIELDERS</b>
<b>SITUATION 3U-92</b>	<b>FLY BALL TAKING THE RIGHT FIELDER TOWARDS THE RIGHT FIELD LINE</b>
<b>SITUATION 3U-93</b>	<b>RUN-DOWN BETWEEN 2ND AND 3RD BASE</b>
<b>SITUATION 3U-94</b>	<b>RUN-DOWN BETWEEN 3RD BASE AND HOME PLATE</b>

---

**SITUATION 3U-84**  
**BASIC POSITIONS**

---

**PLATE UMPIRE**

---

PU stands in the slot behind the catcher until the batter hits the ball. The **box** and the **scissors** stance are acceptable for calling balls and strikes. This position is referred to as **P1**.

---

**U1**

---

U1 should be positioned 10-12' behind the 1<sup>st</sup> baseman with both feet in foul territory. If the 1<sup>st</sup> baseman moves backwards, so will U1, however, the distance between U1 and 1<sup>st</sup> baseman will get closer, with U1 never being closer than 4-6'. If the 1<sup>st</sup> baseman moves forward and is parallel with, or closer than the base, U1 will be positioned 12-15' behind 1<sup>st</sup> base. U1 will assume a set position as the pitcher begins his delivery to ensure he is set for each pitch. This position is referred to as **P2**.

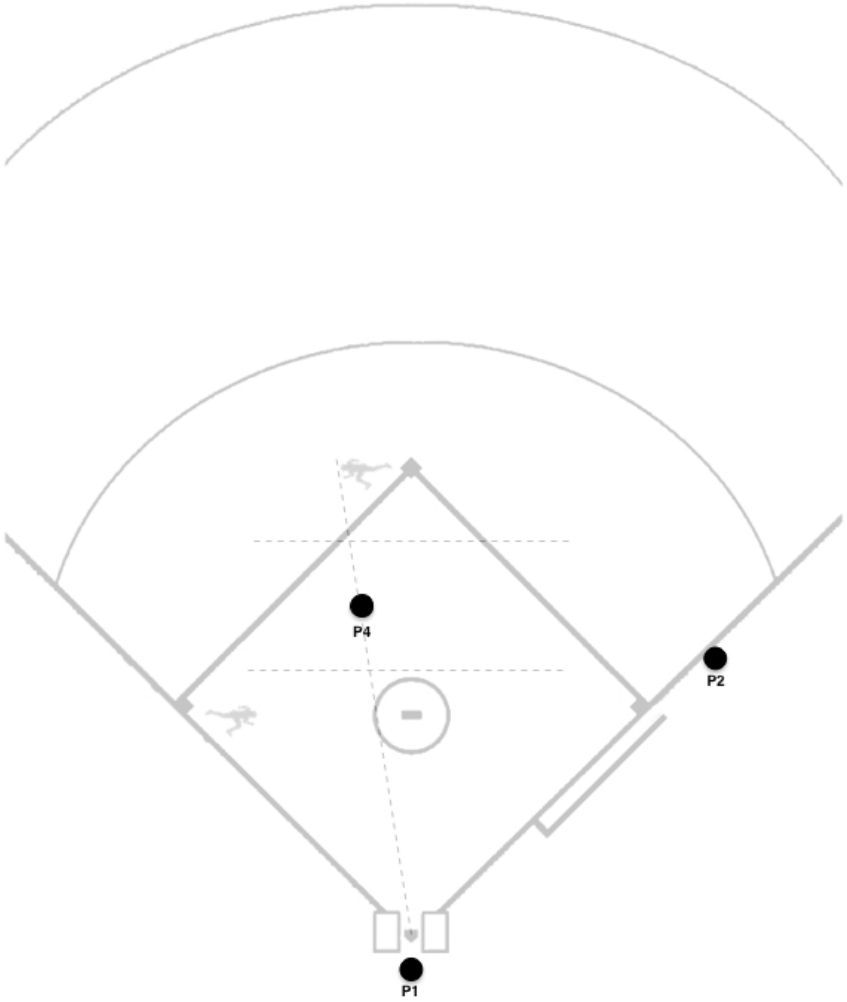
---

**U3**

---

U3 sets up on the 3<sup>rd</sup> base side of the mound, using a guide line from the edge of home plate past the edge of the 18' pitching circle, and midway between the back edge of the 18' pitching circle and the 2<sup>nd</sup> base **cut-out** area. U3 will assume a hands-on-knees **set position** as the pitcher is *touching the rubber* and remain there until the pitch is delivered, or the pitcher disengages the rubber. U3 will be square to the batter in this starting position. This position is referred to as **P4**.

**SITUATION 3U-84**  
**BASIC POSITIONS**



**SITUATION 3U-85**  
**GROUND BALL OR BUNT TO THE INFIELD**

---

**PLATE UMPIRE**

---

PU is responsible for all **fair/foul** decisions on the 3<sup>rd</sup> base line and all **fair/foul** decisions up to the 1<sup>st</sup> base bag on the 1<sup>st</sup> base line. PU must quickly **pause, read, and react** to determine if there will be a play at home. If there is a play at home, PU will take a position on 1<sup>st</sup> or 3<sup>rd</sup> base line extended based on where the throw originates. If there is no play at home, PU will move towards a position in the vicinity of 1<sup>st</sup> base line extended, approximately 15' away from home plate and is responsible for watching R3 touch home. PU is also responsible for all overthrows.

---

**U1**

---

U1 is responsible for any **fair/foul** decisions at first base or beyond. U1 should take a read step with his left foot forward opening up to the infield, allowing him to **pause, read, and react** to the play. From that position U1 will move to a spot approximately 12-15' from 1<sup>st</sup> base creating a 90-degree angle from where the throw is originating and squaring his legs and body to the base. U1 will watch the release of the ball by the fielder, and after ensuring it is a true throw, come to a set position, turning and squaring his head and shoulders to the base. If U1 reads that the throw from the fielder is not a true throw, he will remain in a standing position and take a step in whatever direction necessary to create the best angle possible to make the call on a possible swipe tag or to see whether the fielder pulled his foot off the base. U1 should always be in fair territory unless he reads "pressure" from the 2<sup>nd</sup> baseman moving towards him, or in some cases when the throw originates in foul territory between home and 1<sup>st</sup> base.

---

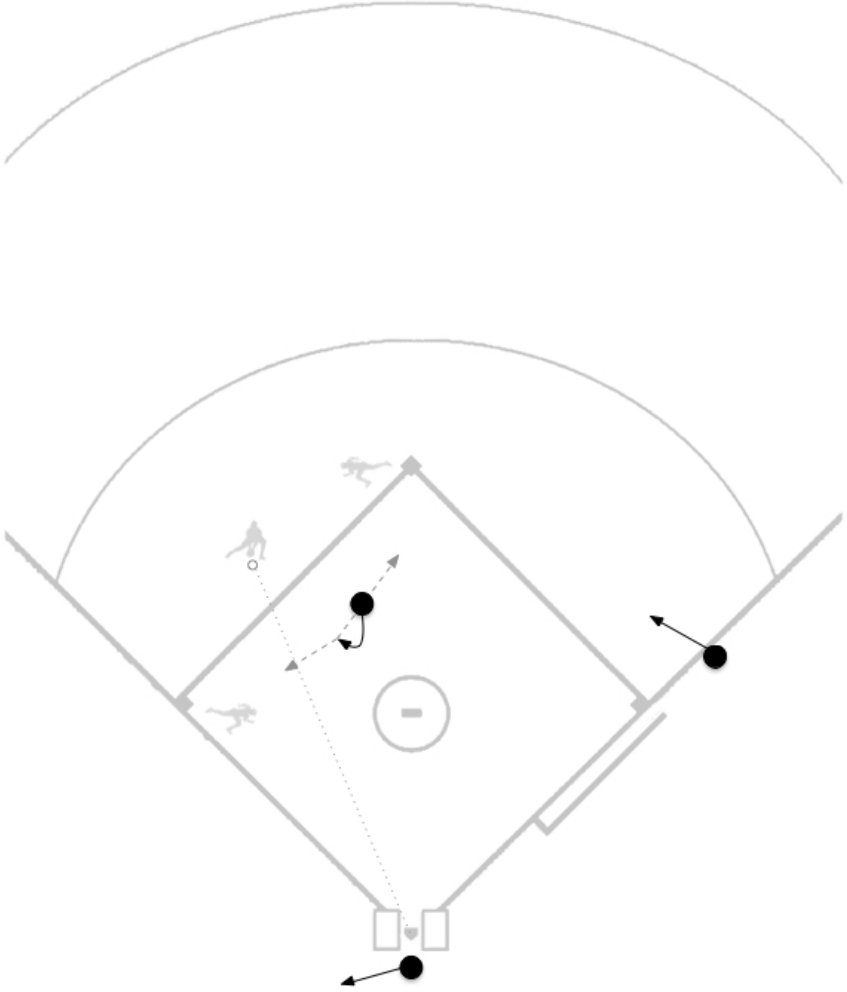
**U3**

---

U3 will step-up, turn and face the ball with his chest. U3 should step up with his foot on the side that the ground ball passes him on. U3 is responsible for all plays at 2<sup>nd</sup> and 3<sup>rd</sup> base. U3 must split the difference between 2<sup>nd</sup> and 3<sup>rd</sup> base and allow the play to determine where U3 will move. U3 will get a few steps in the direction of the play and should be in a set position.



**SITUATION 3U-85**  
**GROUND BALL OR BUNT TO THE INFIELD**



**SITUATION 3U-86**  
**BASE HIT OR EXTRA BASE HIT TO THE OUTFIELD**

---

**PLATE UMPIRE**

---

PU is responsible for all **fair/foul** decisions on the 3<sup>rd</sup> base line; he must be in a set position on the line or on 1<sup>st</sup> base line extended if needed. PU will aggressively move towards a position in the vicinity of 1<sup>st</sup> base line extended, approximately 15' away from home plate and is responsible for R2 touching 3<sup>rd</sup> base and any possible obstructions on R2. If there is a play at home, PU will move to a position 10-12' from home plate on 1<sup>st</sup> base line extended to read the play. From 1<sup>st</sup> base line extended, PU has the option of staying there or adjusting to 3<sup>rd</sup> base line extended for a possible swipe tag. PU should not be moving to make a call and must be in a set position.

**U1**

---

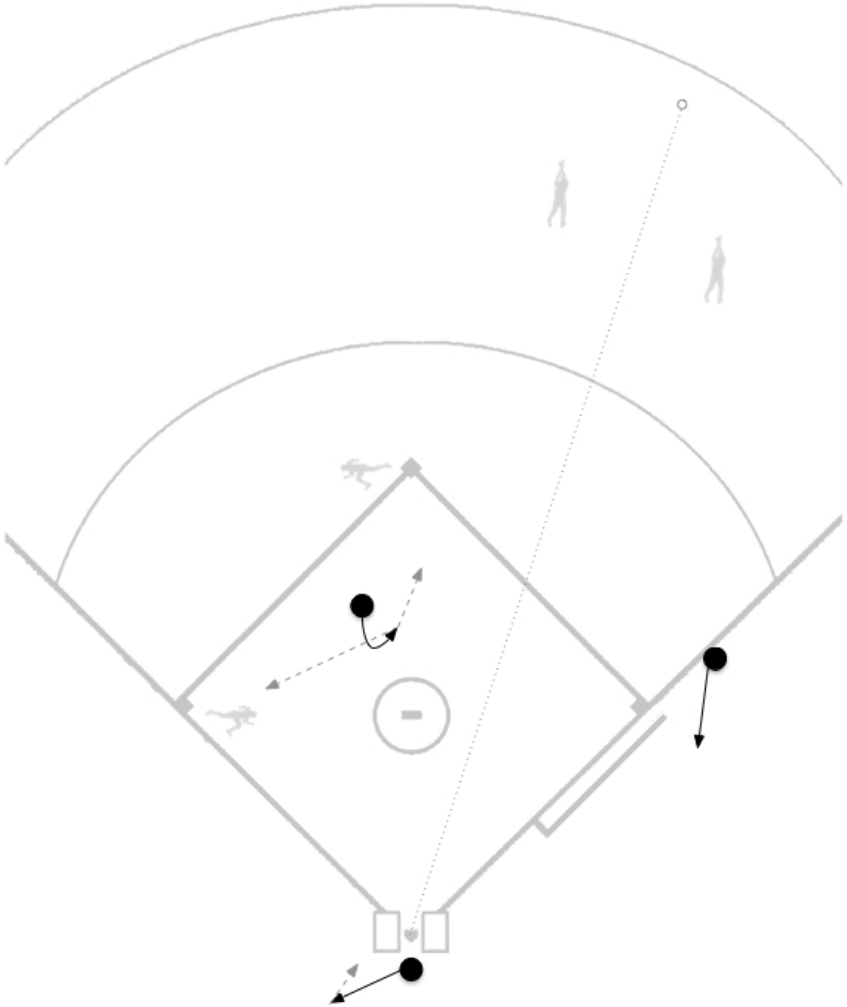
U1 is responsible for all **fair/foul** decisions at, or past, 1<sup>st</sup> base. U1 will then move in to foul territory in the direction of home plate stopping in the vicinity of 1<sup>st</sup> base. U1 is responsible for the batter-runner touching 1<sup>st</sup> base and any possible obstructions. His only responsibility is 1<sup>st</sup> base and his end of a run-down between 1<sup>st</sup> and 2<sup>nd</sup> base.

**U3**

---

U3 will step-up, turn and face the ball with his chest. U3 should step up with his foot on the side that the ground ball passes him on. U3 is responsible for all plays at 2<sup>nd</sup> and 3<sup>rd</sup> base. U3 must split the difference between 2<sup>nd</sup> and 3<sup>rd</sup> base and allow the play to determine where U3 will move. U3 will get a few steps in the direction of the play and should be in a set position.

**SITUATION 3U-86**  
**BASE HIT OR EXTRA BASE HIT TO THE OUTFIELD**



**SITUATION 3U-87**  
**RESPONSIBILITIES ON A FLY BALL TO THE OUTFIELD**

---

**PLATE UMPIRE**

---

PU is responsible for all fly balls, which take the left fielder towards the foul line and in to foul territory. PU is responsible for all **fair/foul** and **catch/no catch** calls down the 3<sup>rd</sup> base line.

**U1**

---

U1 is responsible for all fly balls hit directly at the center fielder and all fly balls, which take the center fielder towards the right field foul line. U1 is responsible for all fly balls towards right field, including foul territory. He is responsible for all **fair/foul** and **catch/no catch** calls in that area.

**U3**

---

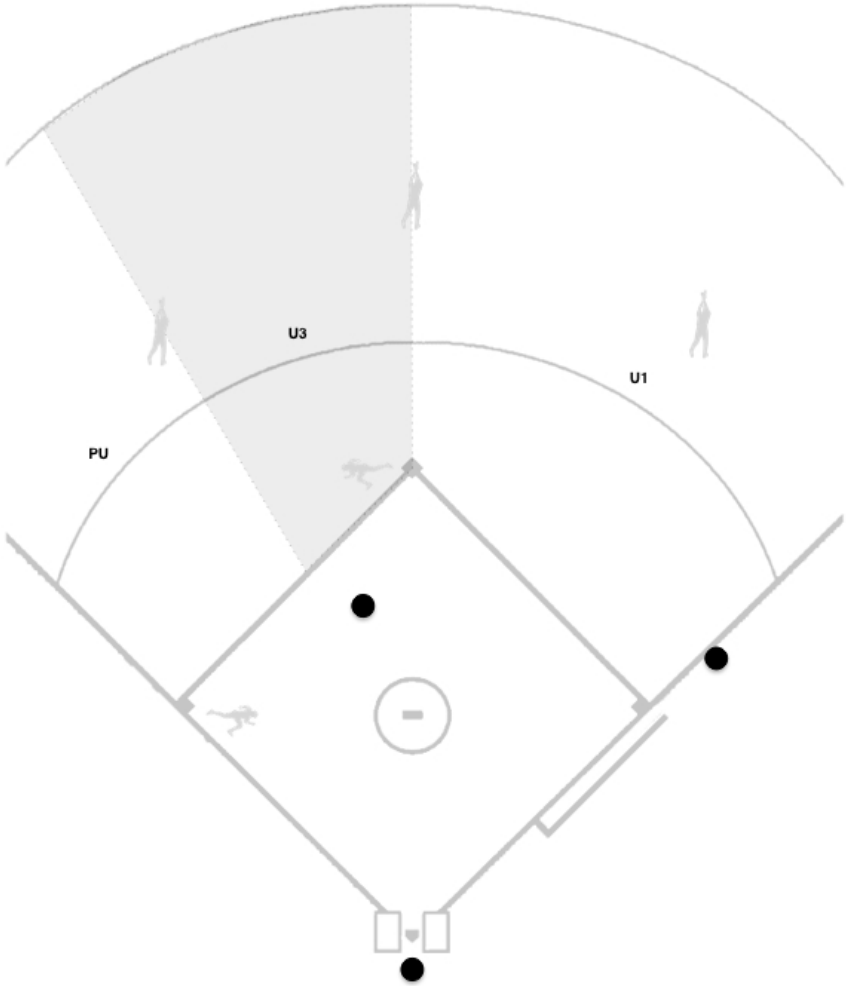
U3 is responsible for all fly balls which take the center fielder towards left field and all fly balls directly at the left fielder or which take him towards center field. Should there be a trouble ball within that area, U3 has the option to leave the infield for the **catch/no catch** call; refer to 3U-90.

**NOTES**

---

The responsibility of a fly ball hit directly at the center fielder belongs to U1, and not U3, as U1 has the best possible angle for any trouble balls, which may be short hopped by the center fielder. U3 might be closer but is looking straight at the center fielder and therefore has no angle. These responsibilities should be reviewed prior to the game by the crew. Any time an infielder turns his back to the infield, it should be treated as a fly ball to the outfield in terms of responsibilities.

**SITUATION 3U-87**  
**RESPONSIBILITIES ON A FLY BALL TO THE OUTFIELD**



**SITUATION 3U-88**  
**RESPONSIBILITIES ON LINE DRIVES OR FLY BALLS TO THE INFIELD**

---

**PLATE UMPIRE**

---

PU is responsible for all fly balls to the pitcher and catcher. He is also responsible for fly balls, which take the 3<sup>rd</sup> baseman towards the foul line. PU is responsible for all **fair/foul** decisions on the 3<sup>rd</sup> base line and anything up to the 1<sup>st</sup> base bag on the 1<sup>st</sup> base line. PU is responsible for all line drives to the pitcher and a line drive, which takes the 3<sup>rd</sup> baseman towards the 3<sup>rd</sup> base line.

---

**U1**

---

U1 is responsible for all fly balls and line drives, which take the 1<sup>st</sup> baseman towards the 1<sup>st</sup> base line. He is responsible for **catch/no catch** calls and any **fair/foul** call, which is at the base or beyond.

---

**U3**

---

U3 is responsible for all fly balls and line drives between the 3<sup>rd</sup> baseman and the 1<sup>st</sup> baseman but has no fair/foul responsibilities from this position. U3 will also take responsibility for a fly ball behind the pitcher's mound.

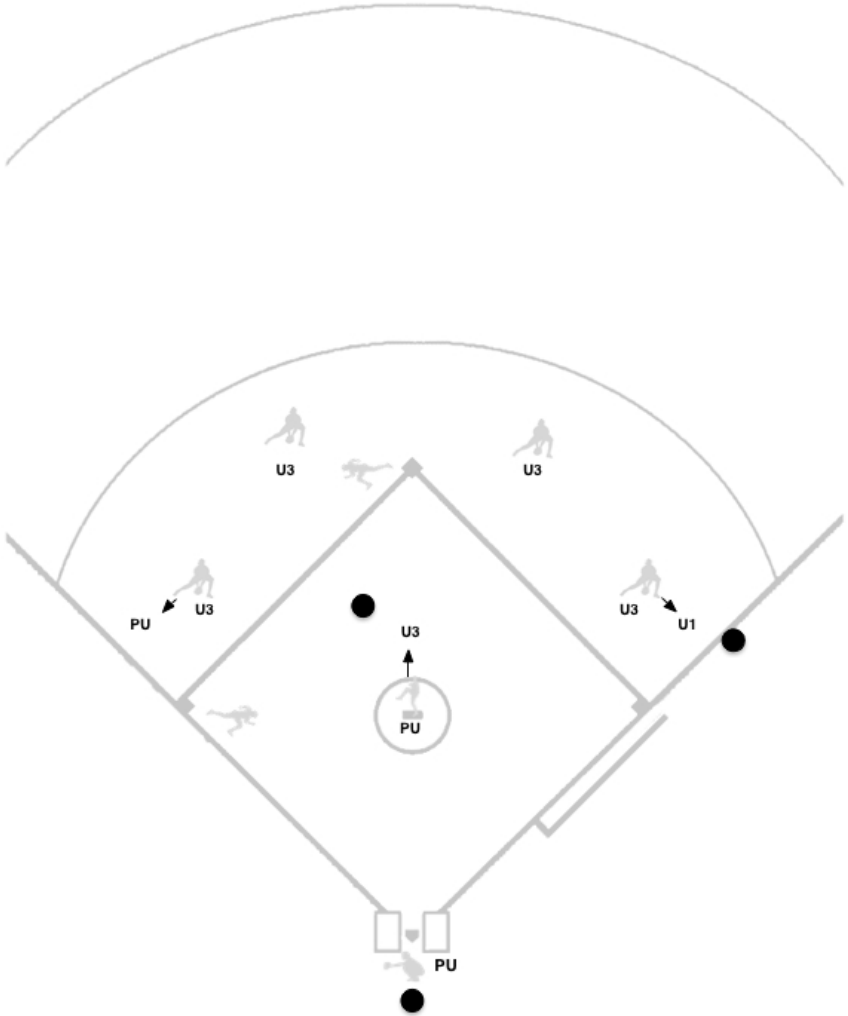
---

**NOTES**

---

It is important that a crew use visual and verbal communication with each other prior to signaling a call. There are times, specifically with line drives, where another umpire might have a better angle to assist with making a catch/no catch call. As a crew, these responsibilities should be discussed prior to a game, as well as what to do should a situation arise where another umpire might have information to assist the umpire responsible for the call.

**SITUATION 3U-88**  
**RESPONSIBILITIES ON LINE DRIVES OR FLY BALLS TO THE INFIELD**



**SITUATION 3U-89**  
**FLY BALL TO THE LEFT OF THE LEFT FIELDER**

---

**PLATE UMPIRE**

---

PU will exit the catcher left and immediately head down the 3<sup>rd</sup> base line. PU will communicate to his partners, **“I’ve got the ball”**. PU is responsible for the **fair/foul** and **catch/no catch** call. PU will get as much distance as possible and come to a standing set position to make a call. PU is responsible for R3 touching home plate, and R2 touching 3<sup>rd</sup> base and home plate. PU must be aware of the runners’ positions on base to avoid any collisions. PU will attempt to time his look of R3 touching home plate but must remember his priorities are fair/foul and the catch/no catch. If the ball were not caught, PU would return home for any plays at the plate.

**U1**

---

U1 will then move in to foul territory in the direction of home plate stopping in the vicinity of 1<sup>st</sup> base. U1 is responsible for the batter-runner touching 1<sup>st</sup> base, any possible obstructions on the batter-runner near 1<sup>st</sup> base, and all plays back in to 1<sup>st</sup> base.

**U3**

---

U3 will step up, turn and face the ball with his chest. U3 will aggressively move in to the working area, without back-stepping. U3 will take a position splitting the difference between 2<sup>nd</sup> and 3<sup>rd</sup> base. U3 is responsible for all plays on the batter-runner at 2<sup>nd</sup> or 3<sup>rd</sup> base. U3 should hold his position and let the throw determine where the play will be and then get distance towards the base.





**SITUATION 3U-90**

**FLY BALL BETWEEN THE CENTER AND LEFT FIELDERS OR DIRECTLY AT THE LEFT FIELDER**

---

**PLATE UMPIRE**

---

PU will remove his mask and head to a position in the vicinity of 1<sup>st</sup> base line extended, approximately 15' away from home plate. PU is responsible for R3 touching home, R2 touching 3<sup>rd</sup> base, and any possible obstructions on R2. If there is a play at home, PU will move to a position 10-12' from home plate on 1<sup>st</sup> base line extended to read the play. From 1<sup>st</sup> base line extended, PU has the option of staying there or adjusting to 3<sup>rd</sup> base line extended for a possible swipe tag. PU should not be moving to make a call and must be in a set position.

**U1**

---

U1 will pause, read, and react using a read step to open up to the infield. If U1 reads that U3 is remaining in the infield, U1 has the option of moving in to foul territory and stopping in the vicinity of 1<sup>st</sup> base or coming in and pivoting. He is responsible for the batter-runner touching 1<sup>st</sup> base and all plays at 1<sup>st</sup> base. (It is recommended that U1 come in to pivot in case a trouble ball develops and U3 chooses to leave the infield.) If U1 reads U3 going out for the catch/ no catch, he will immediately come in and pivot. He is now responsible for the batter-runner at 1<sup>st</sup>, 2<sup>nd</sup>, and 3<sup>rd</sup> base.

**U3**

---

U3 will step up, turn and face the ball with his chest. U3 is responsible for the **catch/no catch**. If the fly ball is a routine fly ball, U3 will remain in the working area and is responsible for all plays at 2<sup>nd</sup> and 3<sup>rd</sup> base on the batter-runner. If U3 reads a trouble ball, U3 can leave the infield and go out to the outfield to make the **catch/no catch** call. U3 will get the best angle possible while getting distance towards the call. U3 must be in a set position to make the call. U3 must communicate, **“I’m going out”** when he leaves the infield. When U3 goes out in this situation, he stays out until the play is complete.

**NOTES**

---

It is essential that crews discuss this rotation prior to the game. A signal should be used to remind all umpires that U3 has the option of going out to make the call on the **catch/no catch** for a trouble ball in this situation.



**SITUATION 3U-91**  
**FLY BALL DIRECTLY AT THE CENTER FIELDER OR BETWEEN THE**  
**CENTRE AND RIGHT FIELDERS**

---

**PLATE UMPIRE**

---

PU will remove his mask and head to a position in the vicinity of 1<sup>st</sup> base line extended, approximately 15' away from home plate. PU is responsible for R3 touching home, R2 touching 3<sup>rd</sup> base and any possible obstructions on R2 near 3<sup>rd</sup> base, and R2 at home plate. If there is a play at home, PU will move to a position 10-12' from home plate on 1<sup>st</sup> base line extended to read the play. From 1<sup>st</sup> base line extended, PU has the option of staying there or adjusting to 3<sup>rd</sup> base line extended for a possible swipe tag. PU should not be moving to make a call and must be in a set position.

**U1**

---

U1 lets his partners know he is responsible for the fly ball by verbalizing, “**I’m going out**”. U1 is responsible for the **fair/foul** and **catch/no catch** calls. U1 must get as much distance as possible while creating the best angle to make the calls; if necessary, U1 should sacrifice some distance to get the best possible angle. U1 must be stopped and in a standing set to make any calls. If the fly ball is in the vicinity of the fair/foul line, U1 must be set and straddling the line. When U1 goes out in this situation, he stays out until the play is complete.

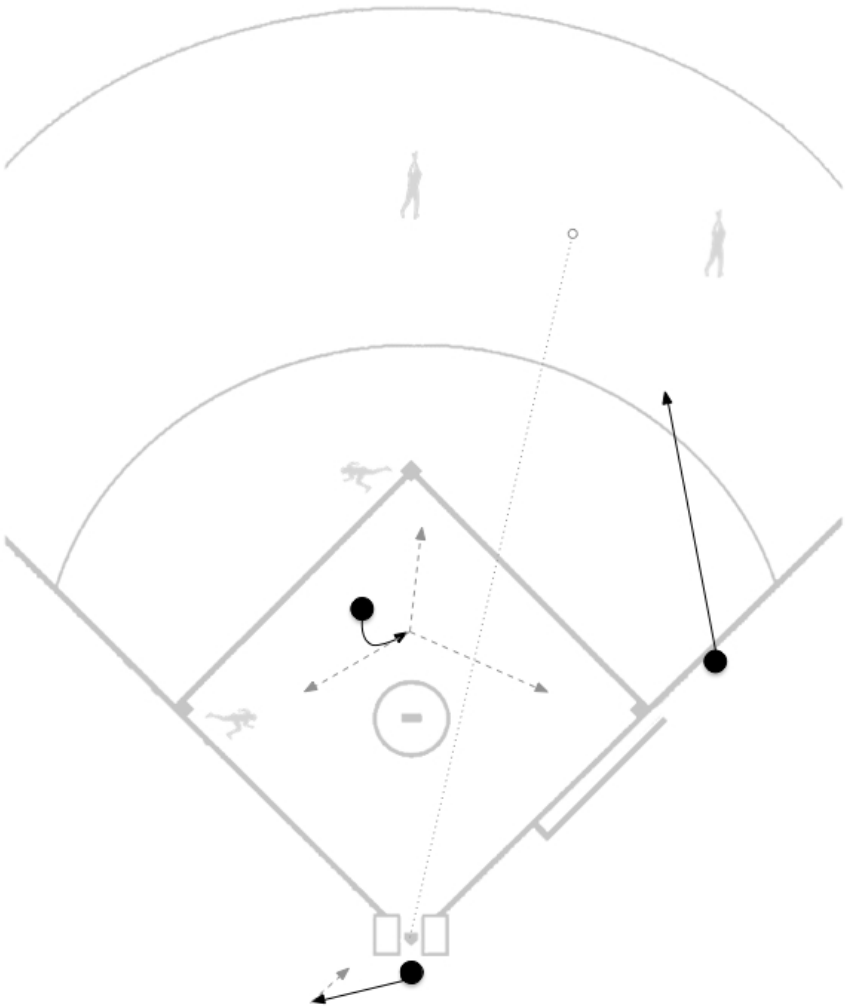
**U3**

---

U3 will step-up, turn and face the ball with his chest. U3 should step up with his foot on the side that the fly ball passes him on. U3 is responsible for all plays on the batter-runner at 1<sup>st</sup>, 2<sup>nd</sup> and 3<sup>rd</sup> base. U3 must remain within the working area and ahead of the batter-runner.

**SITUATION 3U-91**

**FLY BALL DIRECTLY AT THE CENTER FIELDER OR BETWEEN THE  
CENTRE AND RIGHT FIELDERS**



**SITUATION 3U-92**

**FLY BALL TAKING THE RIGHT FIELDER TOWARDS THE RIGHT FIELD LINE**

---

**PLATE UMPIRE**

---

PU will remove his mask and head to a position in the vicinity of 1<sup>st</sup> base line extended, approximately 15' away from home plate. PU is responsible for R3 touching home, R2 touching 3<sup>rd</sup> base and any possible obstructions on R2 near 3<sup>rd</sup> base, and R2 at home plate. If there is a play at home, PU will move to a position 10-12' from home plate on 1<sup>st</sup> base line extended to read the play. From 1<sup>st</sup> base line extended, PU has the option of staying there or adjusting to 3<sup>rd</sup> base line extended for a possible swipe tag. PU should not be moving to make a call and must be in a set position.

**U1**

---

U1 lets his partners know he is responsible for the fly ball by verbalizing, “**I’m going out**”. U1 is responsible for the **fair/foul** and **catch/no catch** calls. U1 must get as much distance as possible while creating the best angle to make the calls; if necessary, U1 should sacrifice some distance to get the best possible angle. U1 must be stopped and in a standing set to make any calls. If the fly ball is in the vicinity of the fair/foul line, U1 must be set and straddling the line. When U1 goes out in this situation, he stays out until the play is complete.

**U3**

---

U3 will step-up, turn and face the ball with his chest. U3 should step up with his foot on the side that the ground ball passes him on. U3 is responsible for all plays on the batter-runner at 1<sup>st</sup>, 2<sup>nd</sup> and 3<sup>rd</sup> base. U3 must remain within the working area and ahead of the batter-runner.



**SITUATION 3U-93**  
**RUN-DOWN BETWEEN 2ND AND 3RD BASE**

---

**PLATE UMPIRE**

---

PU will remove his mask and remain in the vicinity of home plate. PU must be aware that R3 will often wait until the run-down is underway before breaking for home. If PU moves too far away from home plate, he will not be able to get to the proper position for a play at the plate on R3. PU is responsible for any overthrows, which may go out of play, and all plays at home. With 2 out, PU must be aware that a **time play** situation may arise should R3 break for home during the run-down and must make an immediate adjustment to get to a position to line up the out with R3 scoring. If the run-down is the result of a pick off from the catcher, PU is responsible for calling and signaling the pitch as well as carefully watching for the batter interfering with the catcher's throw to 2<sup>nd</sup> or 3<sup>rd</sup>.

---

**U1**

---

U1 in starting position P2 has no immediate responsibilities. If the run-down continues, U1 will slide across the field and assist U3 with the run-down between 2<sup>nd</sup> and 3<sup>rd</sup>. U1 must wait until R2 is running away from him before communicating, **"I've got this half"** to U3. U1 would take responsibility for all plays on R2 at 2<sup>nd</sup> base.

---

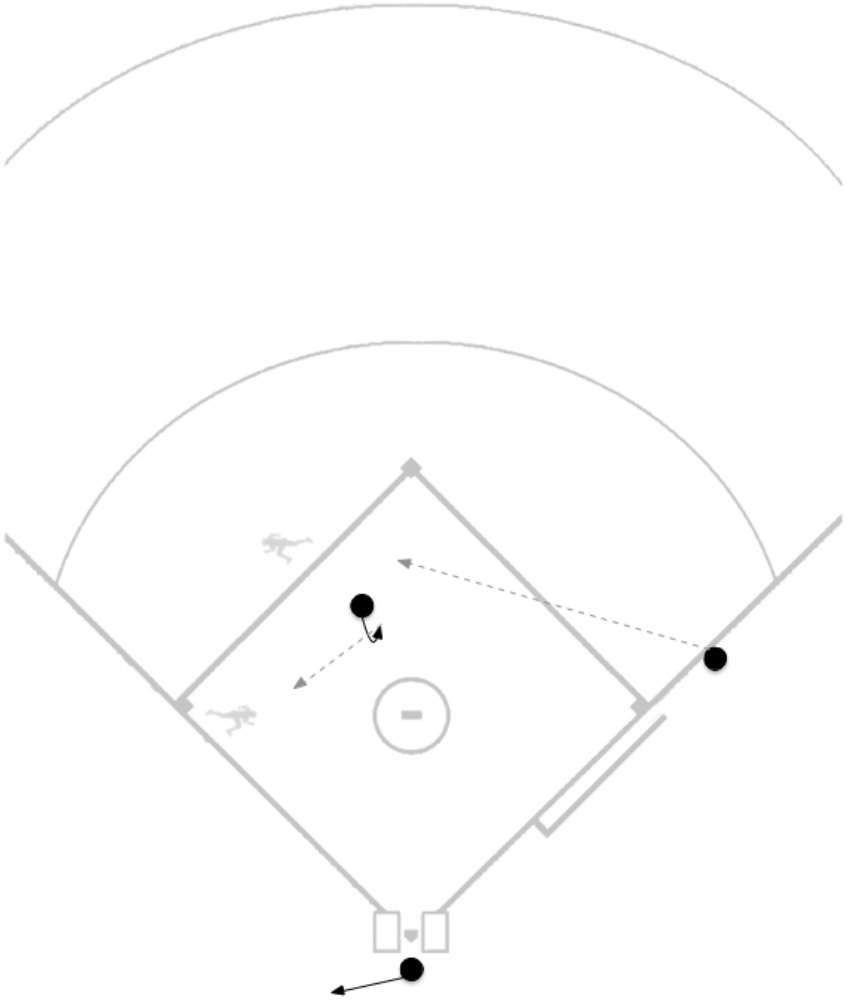
**U3**

---

U3 is initially responsible for the entire run-down between 2<sup>nd</sup> and 3<sup>rd</sup> base. U3 is responsible for all plays at 2<sup>nd</sup> and 3<sup>rd</sup> base on both runners. U3 must not over-commit to any one base and must split the difference between 2<sup>nd</sup> and 3<sup>rd</sup> base. If U3 recognizes that U1 has slid across the infield to take responsibility for half of the run-down, he must wait for U1 to communicate as R2 is running in a direction away from U1. U3 will then move to a point  $\frac{3}{4}$  of the way towards 3<sup>rd</sup> base remaining in the infield, and communicate, **"I've got this half"** to U1.



**SITUATION 3U-93**  
**RUN-DOWN BETWEEN 2ND AND 3RD BASE**



**SITUATION 3U-94**  
**RUN-DOWN BETWEEN 3RD BASE AND HOME PLATE**

---

**PLATE UMPIRE**

---

PU will remove his mask and is responsible for his half of the run-down. PU will remain in foul territory on the outside of the run-down and will communicate, **“I’ve got this half”**. PU should take a position approximately  $\frac{1}{4}$  of the way towards 3<sup>rd</sup> base, the midpoint of his end of the run-down. PU is responsible for all plays at home plate and all overthrows out of play. If the run-down is the result of a pick off from the catcher, PU is responsible for calling and signaling the pitch as well as carefully watching for the batter interfering with the catcher’s throw to 3<sup>rd</sup>.

**U1**

---

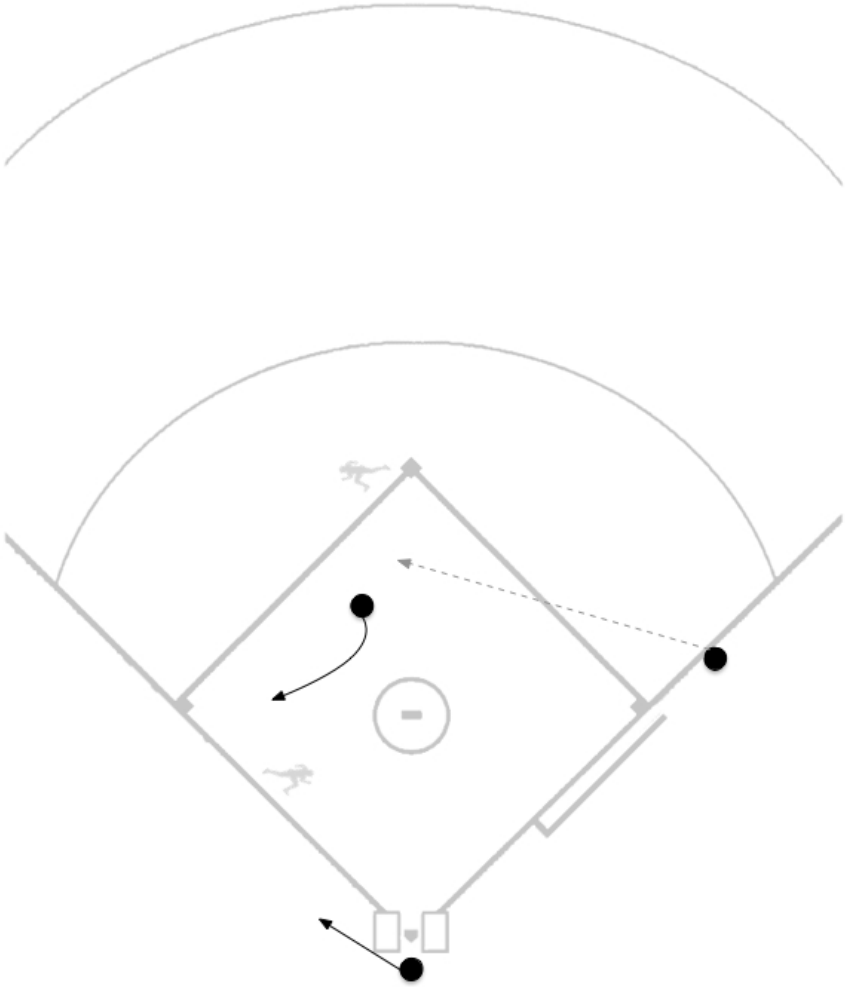
U1 initially has no responsibilities in this situation. If the run-down continues, U1 can slide across the infield and take a position at the cut-out area of 2<sup>nd</sup> and assume responsibility of all plays at 2<sup>nd</sup> base on R2. U1 must communicate to U3 that he has taken a position in the infield.

**U3**

---

U3 is responsible for the original pick-off play at 3<sup>rd</sup> base and for his half of the run-down. U3 will get to a position on the infield side of the run-down and will communicate, **“I’ve got this half”** to PU. U3 should take a position approximately  $\frac{1}{4}$  of the way towards home plate, the midpoint of his end of the run-down. U3 is responsible for all plays at 3<sup>rd</sup> base, including any on R2, which may follow. U3 would also have responsibility for all plays at 2<sup>nd</sup> base on R2 unless U1 slides across the infield. U3’s priority is the initial run-down and must get distance towards it.

**SITUATION 3U-94**  
**RUN-DOWN BETWEEN 3RD BASE AND HOME PLATE**





---

**R3 ONLY**

---

**R3 ONLY**

---

**CONTENTS**

---

---

<b>SITUATION 3U-95</b>	<b>BASIC POSITIONS</b>
<b>SITUATION 3U-96</b>	<b>GROUND BALL OR BUNT TO THE INFIELD</b>
<b>SITUATION 3U-97</b>	<b>BASE HIT OR EXTRA BASE HIT TO THE OUTFIELD</b>
<b>SITUATION 3U-98</b>	<b>RESPONSIBILITIES ON A FLY BALL TO THE OUTFIELD</b>
<b>SITUATION 3U-99</b>	<b>RESPONSIBILITIES ON LINE DRIVES OR FLY BALLS TO THE INFIELD</b>
<b>SITUATION 3U-100</b>	<b>FLY BALL HIT TO LEFT FIELD SIDE OF CENTER FIELDER</b>
<b>SITUATION 3U-101</b>	<b>FLY BALL HIT DIRECTLY AT OR RIGHT OF CENTER FIELDER</b>
<b>SITUATION 3U-102</b>	<b>RUN-DOWN BETWEEN 3RD BASE AND HOME PLATE</b>

---

**SITUATION 3U-95**  
**BASIC POSITIONS**

---

**PLATE UMPIRE**

---

PU stands in the slot behind the catcher until the batter hits the ball. The **box** and the **scissors** stance are acceptable for calling balls and strikes. This position is referred to as **P1**.

---

**U1**

---

U1 should be positioned 10-12' behind the 1<sup>st</sup> baseman with both feet in foul territory. If the 1<sup>st</sup> baseman moves backwards, so will U1, however, the distance between U1 and 1<sup>st</sup> baseman will get closer, with U1 never being closer than 4-6'. If the 1<sup>st</sup> baseman moves forward and is parallel with, or closer than the base, U1 will be positioned 12-15' behind 1<sup>st</sup> base. U1 will assume a set position as the pitcher begins his delivery to ensure he is set for each pitch. This position is referred to as **P2**.

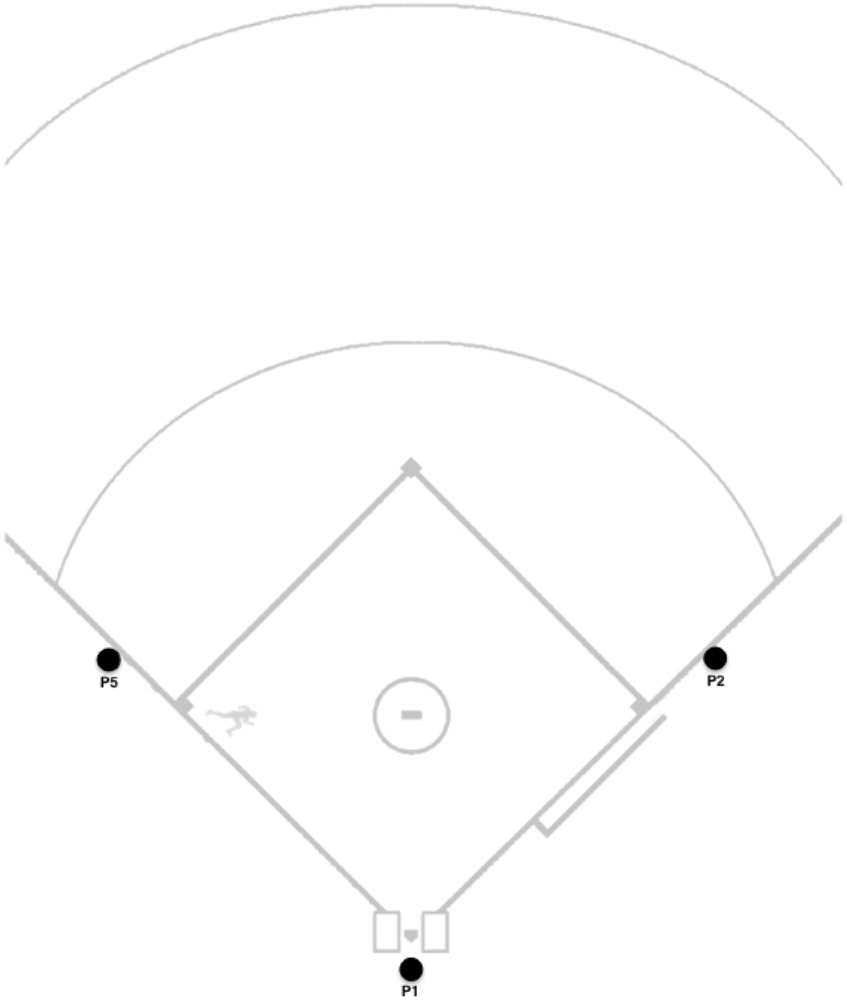
---

**U3**

---

U3 should be positioned 10-12' behind the 3<sup>rd</sup> baseman with both feet in foul territory. If the 3<sup>rd</sup> baseman moves backwards, so will U3, however, the distance between U3 and 3<sup>rd</sup> baseman will get closer, with U3 never being closer than 4-6'. If the 3<sup>rd</sup> baseman moves forward and is parallel with, or closer than the base, U3 will be positioned 12-15' behind 3<sup>rd</sup> base. U3 will assume a set position as the pitcher begins his delivery to ensure he is set for each pitch. It is acceptable for U3 to straddle the foul line for his starting position, as opposed to being in foul territory, if he cannot see home plate due to being blocked out by R3. This position is referred to as **P5**.

**SITUATION 3U-95**  
**BASIC POSITIONS**



**SITUATION 3U-96**  
**GROUND BALL OR BUNT TO THE INFIELD**

---

**PLATE UMPIRE**

---

PU is responsible for all **fair/foul** decisions on the 1<sup>st</sup> base line and 3<sup>rd</sup> base line up to the bag. PU must quickly **pause, read, and react** to determine if there will be a play at home. If there is a play at home, PU will take a position on 1<sup>st</sup> or 3<sup>rd</sup> base line extended based on where the throw originates. If there is no play at home, PU will move towards a position in the vicinity of 1<sup>st</sup> base line extended, approximately 15' away from home plate and is responsible for watching R3 touch home.

---

**U1**

---

U1 is responsible for any **fair/foul** decisions at first base or beyond. U1 should take a read step with his left foot forward opening up to the infield, allowing him to **pause, read, and react** to the play. From that position U1 will move to a spot approximately 12-15' from 1<sup>st</sup> base creating a 90-degree angle from where the throw is originating and squaring his legs and body to the base. U1 will watch the release of the ball by the fielder, and after ensuring it is a true throw, come to a set position, turning and squaring his head and shoulders to the base. If U1 reads that the throw from the fielder is not a true throw, he will remain in a standing position and take a step in whatever direction necessary to create the best angle possible to make the call on a possible swipe tag or to see whether the fielder pulled his foot off the base. U1 should always be in fair territory unless he reads "pressure" from the 2<sup>nd</sup> baseman moving towards him, or in some cases when the throw originates in foul territory between home and 1<sup>st</sup> base.

---

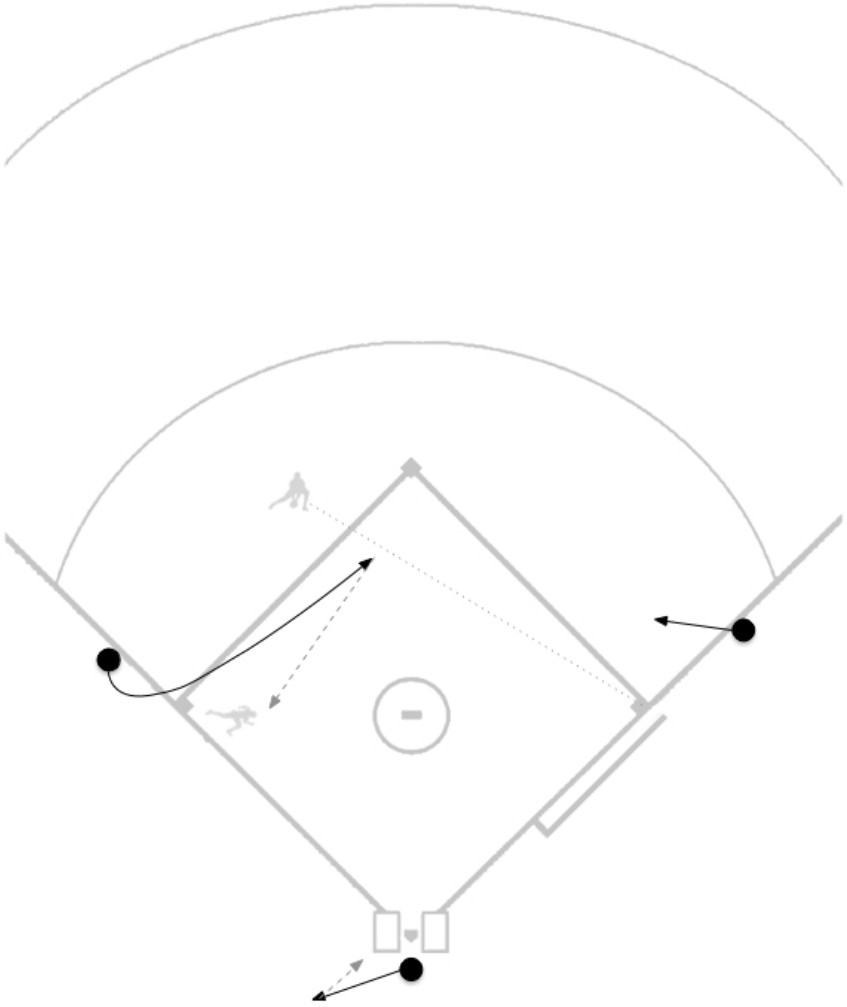
**U3**

---

U3 will immediately move towards home plate in foul territory stopping in the vicinity of 3<sup>rd</sup> base and is responsible for any play on R3 back in to 3<sup>rd</sup> base. If R3 commits for home by passing the halfway mark between 3<sup>rd</sup> and home, U3 will then head in to the working area. If a play on the batter-runner develops at 2<sup>nd</sup> base, he will move to the cut-out area. U3 is responsible for all plays at 2<sup>nd</sup> and 3<sup>rd</sup> base.



**SITUATION 3U-96**  
**GROUND BALL OR BUNT TO THE INFIELD**



**SITUATION 3U-97**  
**BASE HIT OR EXTRA BASE HIT TO THE OUTFIELD**

---

**PLATE UMPIRE**

---

PU will remove his mask and move towards a position in the vicinity of 1<sup>st</sup> base line extended, approximately 15' away from home plate. PU is responsible for watching R3 touch home, and all subsequent plays at home.

**U1**

---

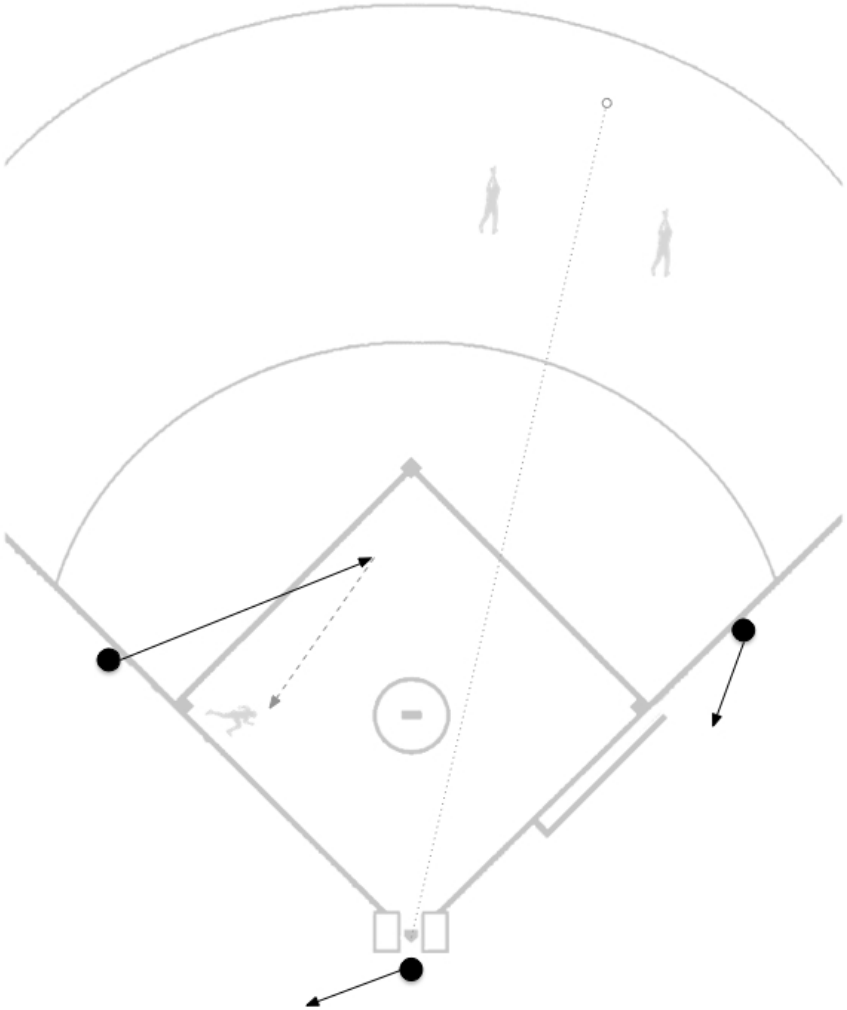
U1 is responsible for all **fair/foul** decisions at, or past, 1<sup>st</sup> base. U1 will then move in to foul territory in the direction of home plate stopping in the vicinity of 1<sup>st</sup> base. U1 is responsible for the batter-runner touching 1<sup>st</sup> base and any possible obstructions. His only responsibility is 1<sup>st</sup> base and his end of a run-down between 1<sup>st</sup> and 2<sup>nd</sup> base.

**U3**

---

U3 is responsible for all **fair/foul** decisions at, or past, 3<sup>rd</sup> base. If there is no fair/foul responsibility, U3 will head toward the cut-out area at 2<sup>nd</sup> base for any possible plays. If U3 has a fair/foul responsibility, he will first take a position straddling the line to make the call. U3 will then head towards the cut-out area at 2<sup>nd</sup> base. U3 would also be responsible for any subsequent plays at 2<sup>nd</sup> or 3<sup>rd</sup> base.

**SITUATION 3U-97**  
**BASE HIT OR EXTRA BASE HIT TO THE OUTFIELD**



**SITUATION 3U-98**  
**RESPONSIBILITIES ON A FLY BALL TO THE OUTFIELD**

---

**PLATE UMPIRE**

---

With a runner on 3<sup>rd</sup> base only, PU has no fly ball responsibilities to the outfield. Even though PU has no responsibilities regarding catch/no catch or fair/foul, PU must still watch the play in case assistance is requested from another umpire. He will also have responsibilities for R3 tagging up at 3<sup>rd</sup> base.

---

**U1**

---

U1 is responsible for all fly balls hit directly at and from the center fielder to the right field foul line and into foul territory. These responsibilities include **fair/foul** and **catch/no catch** including verbalization.

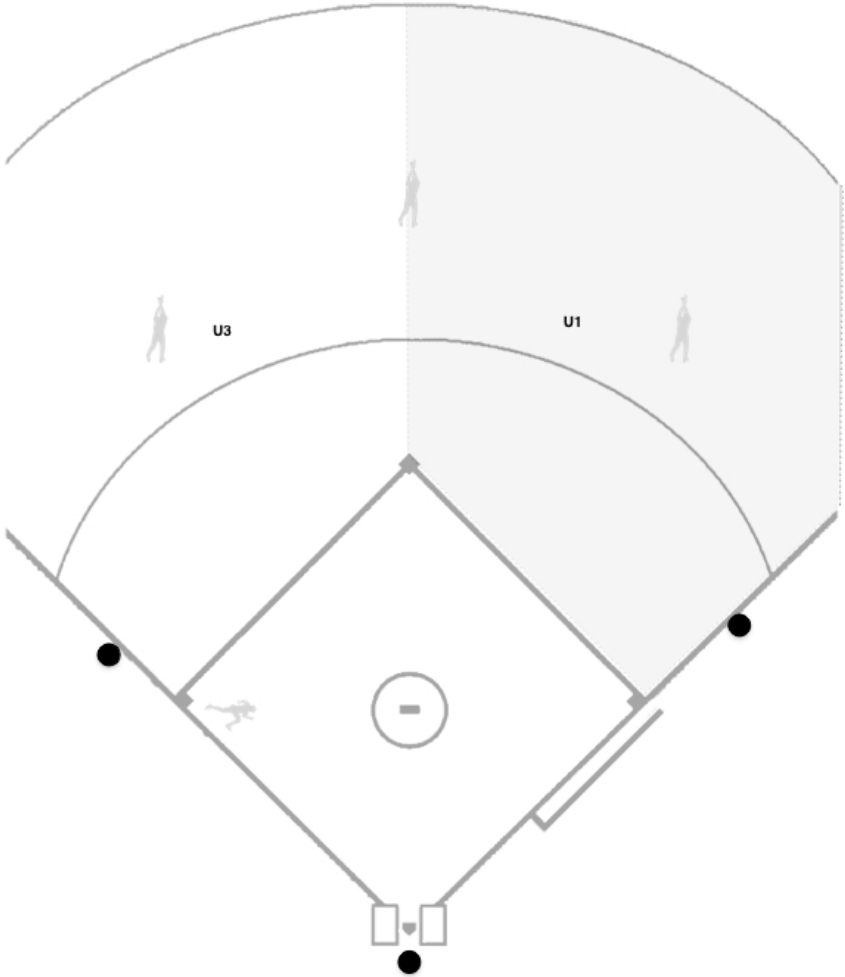
---

**U3**

---

U3 is responsible for all fly balls taking the center fielder to the left field foul line and into foul territory. These responsibilities include **fair/foul** and **catch/no catch** including verbalization.

**SITUATION 3U-98**  
**RESPONSIBILITIES ON A FLY BALL TO THE OUTFIELD**



**SITUATION 3U-99**  
**RESPONSIBILITIES ON LINE DRIVES OR FLY BALLS TO THE INFIELD**

---

**PLATE UMPIRE**

---

PU is responsible for all fly balls to the pitcher and catcher. He is also responsible for all line drives at the pitcher. He is responsible for all **fair/foul** calls prior to the base on both 1<sup>st</sup> base line and 3<sup>rd</sup> base line.

**U1**

---

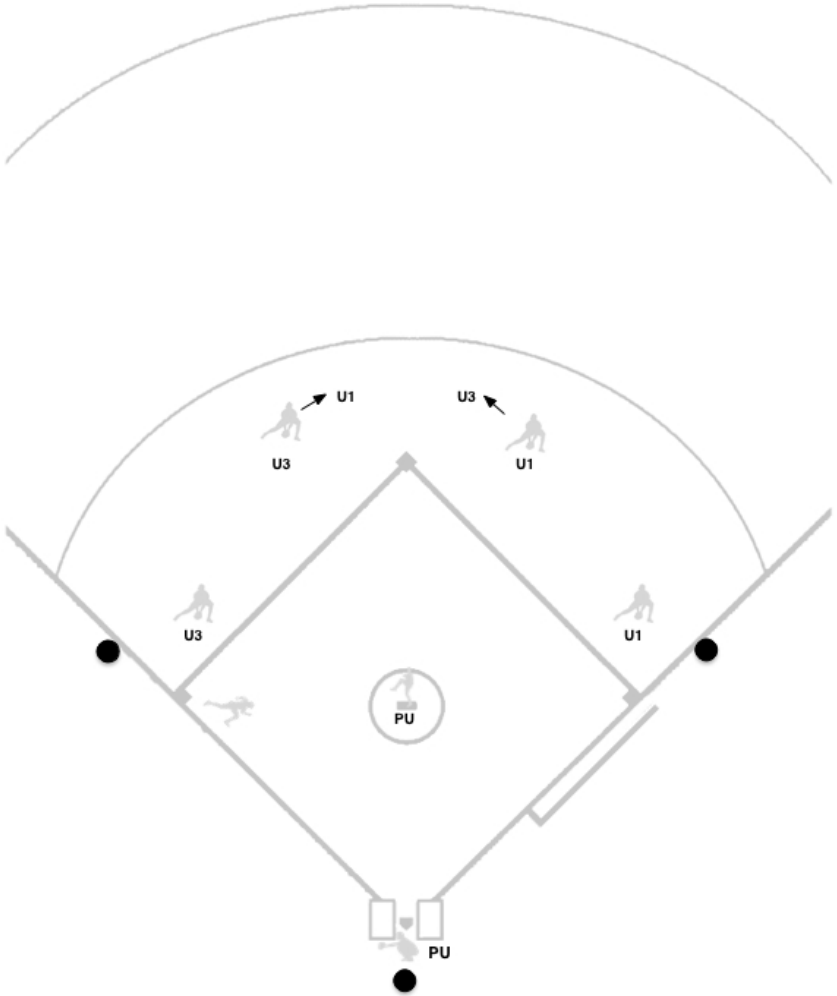
U1 is responsible for all fly balls to the 1<sup>st</sup> baseman and 2<sup>nd</sup> baseman. He is also responsible for all **catch/no catch** on line drives directly at or which take the 2<sup>nd</sup> baseman towards the 1<sup>st</sup> base line including all line drives at the 1<sup>st</sup> baseman. He is also responsible for line drives, which take the shortstop towards 2<sup>nd</sup> base. He is **NOT** responsible for line drives, which take the 2<sup>nd</sup> baseman towards 2<sup>nd</sup> base. He has **fair/foul** responsibilities on anything at 1<sup>st</sup> base or beyond.

**U3**

---

U3 is responsible for all fly balls to the shortstop and 3<sup>rd</sup> baseman. He is also responsible for all **catch/no catch** on line drives directly at or which take the shortstop towards the 3<sup>rd</sup> base line including all line drives at the 3<sup>rd</sup> baseman. He is also responsible for line drives, which take the 2<sup>nd</sup> baseman towards 2<sup>nd</sup> base. He is **NOT** responsible for line drives, which take the shortstop towards 2<sup>nd</sup> base. He has **fair/foul** responsibilities on anything at 3<sup>rd</sup> base or beyond.

**SITUATION 3U-99**  
**RESPONSIBILITIES ON LINE DRIVES OR FLY BALLS TO THE INFIELD**



**SITUATION 3U-100**  
**FLY BALL HIT TO LEFT FIELD SIDE OF CENTER FIELDER**

---

**PLATE UMPIRE**

---

PU exits left and is responsible for R3 tagging up at 3<sup>rd</sup>. PU will get to a position, which allows him to see R3 tagging up at 3<sup>rd</sup> base and the catch in the outfield. PU is responsible for any play at home on R3 and the batter-runner. PU must remember to balance the distance he gets to line up the tag with being able to return to home plate and get to a position to make a call on R3.

---

**U1**

---

U1 heads inside the base path between 1st and 2nd and makes his **pivot** watching for the batter-runner's touch of 1<sup>st</sup> base. He is responsible for all calls on the batter-runner at all bases.

---

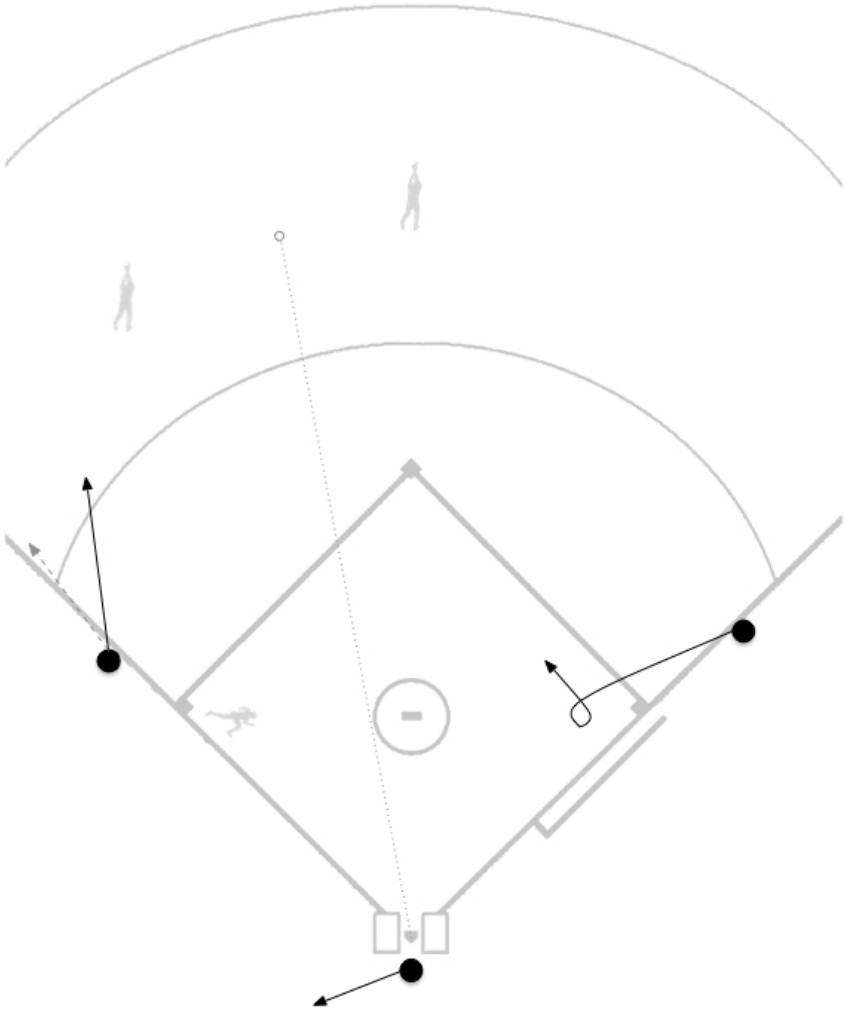
**U3**

---

U3 lets his partners know he is responsible for the fly ball by verbalizing, **"I'm going out"**. U3 is responsible for the **fair/foul** and **catch/no catch** calls. U3 must get as much distance as possible while creating the best angle to make the calls; if necessary, U3 should sacrifice some distance to get the best possible angle. U3 must be stopped and in a standing set to make any calls. If the fly ball is in the vicinity of the fair/foul line, U3 must be set and straddling the line. When U3 goes out in this situation, he stays out until the play is complete.



**SITUATION 3U-100**  
**FLY BALL HIT TO LEFT FIELD SIDE OF CENTER FIELDER**



**SITUATION 3U-101**  
**FLY BALL HIT DIRECTLY AT OR RIGHT OF CENTER FIELDER**

---

**PLATE UMPIRE**

---

PU exits left and is responsible for R3 tagging up at 3<sup>rd</sup>. PU will get to a position, which allows him to see R3 tagging up at 3<sup>rd</sup> base and the catch in the outfield. PU is responsible for any play at home on R3 and the batter-runner. PU must remember to balance the distance he gets to line up the tag with being able to return to home plate and get to a position to make a call on R3.

**U1**

---

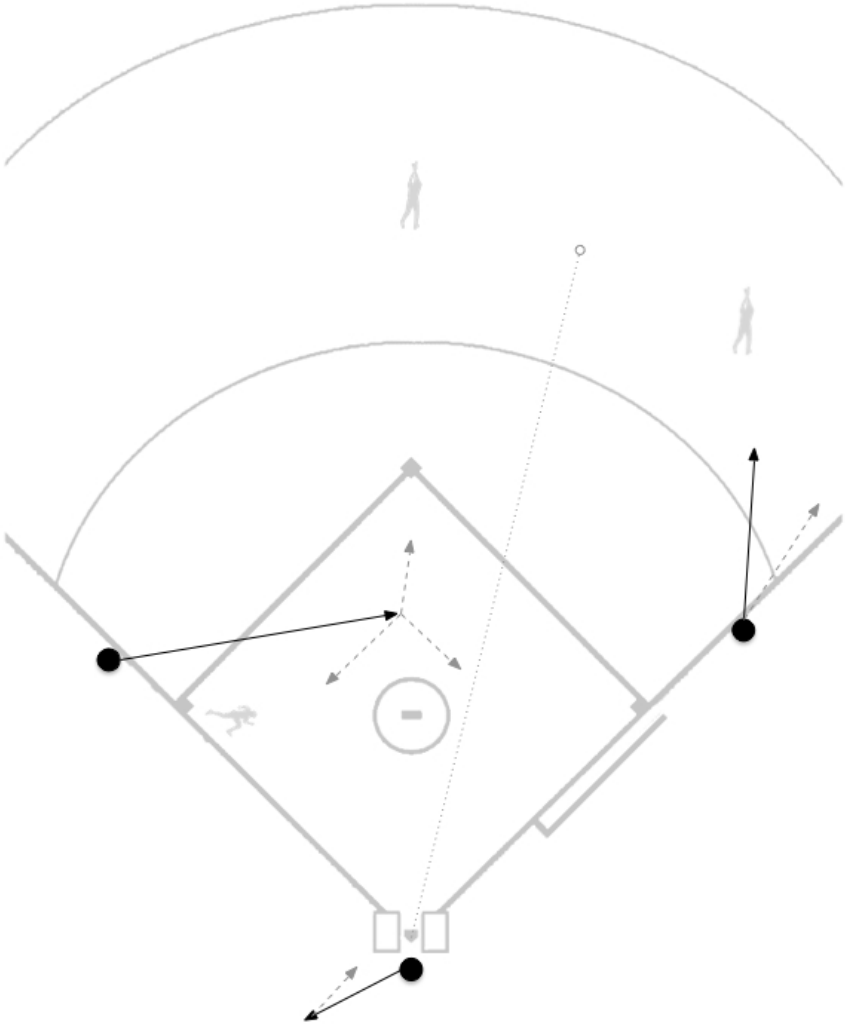
U1 lets his partners know he is responsible for the fly ball by verbalizing, “**I’m going out**”. U1 is responsible for the **fair/foul** and **catch/no catch** calls. U1 must get as much distance as possible while creating the best angle to make the calls; if necessary, U1 should sacrifice some distance to get the best possible angle. U1 must be stopped and in a standing set to make any calls. If the fly ball is in the vicinity of the fair/foul line, U1 must be set and straddling the line. When U1 goes out in this situation, he stays out until the play is complete.

**U3**

---

U3 heads towards the working area for any possible play on the batter-runner. He is responsible for the batter-runner’s touch of 1<sup>st</sup> base and all plays on the batter-runner at 1<sup>st</sup>, 2<sup>nd</sup>, and 3<sup>rd</sup> base.

**SITUATION 3U-101**  
**FLY BALL HIT DIRECTLY AT OR RIGHT OF CENTER FIELDER**



**SITUATION 3U-102**  
**RUN-DOWN BETWEEN 3RD BASE AND HOME PLATE**

---

**PLATE UMPIRE**

---

PU will remove his mask and is responsible for his half of the run-down. PU will remain in foul territory on the outside of the run-down and will communicate, **“I’ve got this half”**. PU should take a position approximately  $\frac{1}{4}$  of the way towards 3<sup>rd</sup> base, the midpoint of his end of the run-down. PU is responsible for all plays at home plate and all overthrows out of play. If the run-down is the result of a pick off from the catcher, PU is responsible for calling and signaling the pitch as well as carefully watching for the batter interfering with the catcher’s throw to 3<sup>rd</sup>.

---

**U1**

---

U1 has no responsibilities in this situation.

---

**U3**

---

U3 is responsible for the original pick-off play at 3<sup>rd</sup> base and for his half of the run-down. U3 will get to a position on the outside of the run-down and will communicate, **“I’ve got this half”** to PU. U3 should take a position approximately  $\frac{1}{4}$  of the way towards home plate, the midpoint of his end of the run-down.

**SITUATION 3U-102**  
**RUN-DOWN BETWEEN 3RD BASE AND HOME PLATE**

